



STATE OF MAINE
DEPARTMENT OF AGRICULTURE, CONSERVATION AND FORESTRY
BOARD OF PESTICIDES CONTROL
 28 STATE HOUSE STATION
 AUGUSTA, MAINE 04333

PAUL R. LEPAGE
 GOVERNOR

WALTER E. WHITCOMB
 COMMISSIONER

To: Board of Pesticides Control Members
 From: Mary Tomlinson, Pesticides Registrar
 Re: Request to extend EPA Special Local Need [FIFRA, Section 24(c)] ME-170003 registration for the use of Callisto Herbicide (EPA Reg. No. 100-1131) for control of broadleaf weeds in lowbush blueberries in the bearing and non-bearing years
 Date: November 22, 2022

Dr. Lily Calderwood, Maine Cooperative Extension Blueberry Specialist, requests the Board approve a five year extension of SLN ME-170002 registration. The registration permits the use of Callisto Herbicide (EPA Reg. No. 100-1131) to control broadleaf weeds, in lowbush blueberry fields, in the bearing and non-bearing years.

The total application rate on the container label and the SLN are the same for the non-bearing year, but the timing and number of applications is different. The 24(c) permits up to three applications per year at 2 oz/A per application. The application timing continues to prove effective in the control of weeds such as dogbane. In addition, one application during the bearing year prior to bloom at 4.0 fl oz/A to control or suppress a number of broadleaf weeds is also permitted. Callisto is the only Group 27 product on the UMaine Extension herbicide chart and is an important product used in rotation to reduce weed resistance.

In accordance with the Mesotrione Interim Registration Review Decision (December 2021) which is still under review at EPA. this label was revised to add the MOA number and a non-target organism advisory.

Your package includes the documents listed below for your review:

- Proposed SLN supplemental label
- Letter of support from Patricia Dinnen, Senior Regulatory Manager, Syngenta Crop Protection, Inc.
- Letter of request from Lily Calderwood. Ph.D., University of Maine Cooperative Extension
- Current container label
- Current EPA master label

The toxicological review by Dr. Pam Bryer is provided under separate cover.

CAM LAY, DIRECTOR
 32 BLOSSOM LANE, MARQUARDT BUILDING



PHONE: (207) 287-2731
 WWW.THINKFIRSTSPRAYLAST.ORG



Section 24(c) Special Local Need Label

MESOTRIONE GROUP 27 HERBICIDE

FOR DISTRIBUTION AND USE ONLY WITHIN THE STATE OF MAINE

Callisto® Herbicide
For Weed Control in Lowbush Blueberry

EPA Reg. No. 100-1131
EPA SLN No. ME-170003

This label expires and must not be distributed or used in accordance with this SLN registration after December 31, 2027

Active Ingredient:

Mesotrione (CAS No. 104206-82-8) 40.0%

Other Ingredients: 60.0%

Total: 100.0%

Callisto contains 4 lbs of active ingredient mesotrione per gallon.

**KEEP OUT OF REACH OF CHILDREN
CAUTION**

DIRECTIONS FOR USE

- It is a violation of Federal law to use this product in a manner inconsistent with its labeling.
- This label must be in the possession of the user at the time of application.
- Follow all applicable directions, restrictions, Worker Protection Standard requirements, and precautions on the EPA-registered label.

FAILURE TO FOLLOW THE DIRECTIONS FOR USE AND PRECAUTIONS ON THIS LABEL MAY RESULT IN POOR PEST CONTROL, CROP INJURY, OR ILLEGAL RESIDUES.

NON-TARGET ORGANISM ADVISORY: This product is toxic to plants and may adversely impact the forage and habitat of non-target organisms, including pollinators, in areas adjacent to the treated site. Protect the forage and habitat of non-target organisms by following label directions intended to minimize spray drift.

Specific Use Directions – Lowbush Blueberry – BEARING YEAR

For bearing year application only

Apply Callisto as a broadcast spray at a rate of 4.0 fl oz/A to lowbush blueberry for control or suppression of common lambsquarters, redroot pigweed, velvetleaf, wild mustard, spreading dogbane, blue violet, sheep sorrel, goldenrod and common ragweed. The application of Callisto can be made prior to weed

emergence or after weed emergence but before weeds reach 5" in height.

The use of a non-ionic surfactant (NIS) type adjuvant at 0.25% v/v (1 qt/100 gallons of spray volume) is recommended.

Applications of Callisto during dry weather conditions and/or temperatures above 85 degrees can cause injury to lowbush blueberries. Applications of Callisto can cause yellowing or necrosis of leaves and under severe conditions, leaf drop may occur especially on "Sourtop" variety blueberries.

Restrictions:

1. Make only one application per year.
2. The application of Callisto must be made prior to lowbush blueberry bloom.
3. Do not harvest within 60 days of application.
4. Do not apply by air.

Specific Use Directions – Lowbush Blueberry – NON-BEARING YEAR

For Non-bearing year application only

Apply Callisto post-emergence to weeds up to three times on non-bearing pruned fields as a broadcast or spot spray at 2 oz/A when each new flush of weed regrowth has reached 4 to 6 inches or is at the 4-6 leaf stage. Inclusion of ammonium sulfate at 8.5 lb/100 gallons and 0.5% Activator 90 or other suitable non-ionic surfactant in the tank mix and sequential treatments as re-growth occurs are necessary for good control.

Restrictions:

1. Make no more than 3 applications in the non-bearing year.
2. Do not apply more than 6 oz/A in the non-bearing year.
3. The application of Callisto must be made in the non-bearing year of lowbush blueberry production.
4. Do not apply by air.

©2022 Syngenta

Callisto® and the Syngenta logo are trademarks of a Syngenta Group Company

24(c) Registrant:
Syngenta Crop Protection, LLC
P. O. Box 18300
Greensboro, NC 27419-8300

Label Code: ME1131021BA1122



November 16, 2022

Dear Maine Board of Pesticide Control,

On behalf of the University of Maine Cooperative Extension and lowbush (wild) blueberry producers in Maine, I request an extension of the 24C label for Callisto herbicide for use on broadleaf weeds in crop year wild blueberry fields. Our current 24C label which allows for crop year use in addition to the labeled prune year use will expire on December 31, 2022.

Callisto is used widely throughout the Maine wild blueberry industry by both large and small growers. It is currently a critical tool for broadleaf weed control in the prune year and we would like to continue the option of using Callisto in the crop year. As the 24C states, Callisto can only be used in the crop year before weeds reach 5 inches in height. With a 14 day pre-harvest interval, there is a clear mid-summer window during crop year wild blueberry production where this product could be used.

Broadleaf weeds compete with lowbush blueberry for nutrients, sunlight, and water. The successional habitat in which lowbush blueberry is grown exhibits the same conditions that favor certain broad leaf weeds. Through my Extension program, growers are encouraged to identify weeds in their fields and use cultural methods of weed management including sulfur application and mechanical weed removal before using chemical control. It is important to retain the use of this product because it fills an important rotational niche, reducing the risk of resistance development and offering another tool in the toolbox for growers to use. The UMaine Extension herbicide chart, which contains 21 products, only contains this one Group 27 product.

Sincerely,

A handwritten signature in cursive script that reads "Lily B. Calderwood".

Dr. Lily Calderwood
University of Maine
Extension Wild Blueberry Specialist

Patricia (Pat) Dinnen
Regulatory Manager
State Registration/State
Affairs

Syngenta Crop Protection, LLC
P.O. Box 18300
Greensboro, NC 27419-8300
www.syngenta.com

Tel. 336 632 2494
Fax: 336 632 2884
pat.dinnen@syngenta.com



November 17, 2022

Ms. Mary E. Tomlinson
Pesticides Registrar & Water Quality Specialist
Board of Pesticides Control
Maine Department of Agriculture, Conservation and Forestry
28 State House Station
Augusta, ME 04333-0028

Subject: EPA SLN No. ME-170003
Callisto® Herbicide, EPA Reg. No. 100-1131
Request to Extend ME-170003 for an Additional Five Years

Dear Ms. Tomlinson:

Syngenta Crop Protection, LLC respectfully requests to renew ME-170003 for Callisto Herbicide for weed control in lowbush blueberry for an additional five years. Dr. Lily Calderwood, Extension Wild Blueberry Specialist at The University of Maine has written a letter of support explaining the need still exists for this special local need label.

A few minor changes have been made to this SLN label due to the EPA Mesotrione Interim Registration Review Decision (December 2021). The MOA Group Number and a Non-target Advisory statement have been added to the SLN label. The Mesotrione Interim Decision is still under review at EPA.

Enclosed in support of this submission are:

- Draft SLN Label
- Letter of support from Dr. Lily Calderwood of The University of Maine
- Current Callisto Herbicide Container Label
- Current EPA Master Label for Callisto Herbicide

If you have questions please do not hesitate to call me at 336-632-2494 or email me at pat.dinnen@syngenta.com.

Sincerely,

A handwritten signature in black ink that reads "Pat Dinnen".

Pat Dinnen
Regulatory Manager

Enclosures



UNITED STATES ENVIRONMENTAL PROTECTION AGENCY
WASHINGTON, DC 20460

OFFICE OF CHEMICAL SAFETY
AND POLLUTION PREVENTION

March 13, 2018

Amanda Foderaro
Regulatory Product Specialist, Herbicides
Syngenta Crop Protection, LLC
PO Box 18300
Greensboro, NC 27419

Subject: PRIA Label Amendment – Reducing RTI for Citrus Fruit Group 10-10, Pome
Fruit Group 11-10, Stone Fruit Group 12-12, and Tree Nuts Group 14-12
Product Name: Callisto Herbicide
EPA Registration Number: 100-1131
Application Date: 08/10/2017
Decision Number: 532430

Dear Ms. Foderaro:

The amended label referred to above, submitted in connection with registration under the Federal Insecticide, Fungicide and Rodenticide Act, as amended, is acceptable. This approval does not affect any conditions that were previously imposed on this registration. You continue to be subject to existing conditions on your registration and any deadlines connected with them.

A stamped copy of your labeling is enclosed for your records. This labeling supersedes all previously accepted labeling. You must submit one copy of the final printed labeling before you release the product for shipment with the new labeling. In accordance with 40 CFR 152.130(c), you may distribute or sell this product under the previously approved labeling for 18 months from the date of this letter. After 18 months, you may only distribute or sell this product if it bears this new revised labeling or subsequently approved labeling. "To distribute or sell" is defined under FIFRA section 2(gg) and its implementing regulation at 40 CFR 152.3.

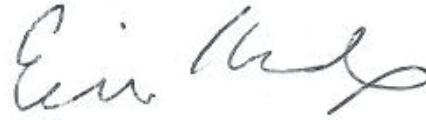
Should you wish to add/retain a reference to the company's website on your label, then please be aware that the website becomes labeling under the Federal Insecticide Fungicide and Rodenticide Act and is subject to review by the Agency. If the website is false or misleading, the product would be misbranded and unlawful to sell or distribute under FIFRA section 12(a)(1)(E). 40 CFR 156.10(a)(5) list examples of statements EPA may consider false or misleading. In addition, regardless of whether a website is referenced on your product's label, claims made on the website may not substantially differ from those claims approved through the registration process. Therefore, should the Agency find or if it is brought to our attention that a website contains false or misleading statements or claims substantially differing from the EPA approved registration, the website will be referred to the EPA's Office of Enforcement and Compliance.

Your release for shipment of the product constitutes acceptance of these conditions. If these conditions are not complied with, the registration will be subject to cancellation in accordance

Page 2 of 2
EPA Reg. No. 100-1131
Decision No. 532430

with FIFRA section 6. If you have any questions, please contact Lisa Pahel by phone at (703) 347-0459, or via email at pahel.lisa@epa.gov.

Sincerely,

A handwritten signature in black ink, appearing to read "Erik Kraft". The signature is fluid and cursive, with the first name "Erik" being more prominent than the last name "Kraft".

Erik Kraft, Product Manager 24
Fungicide and Herbicide Branch
Registration Division (7505P)
Office of Pesticide Programs

Enclosure: Summary of analytical chemistry and residue data dated 1/16/2018, DP#442304

[Booklet]

MESOTRIONE GROUP 27 HERBICIDE

Callisto® Herbicide

For Control of Annual Broadleaf Weeds in Field Corn, Seed Corn, Yellow Popcorn, Soybean, Sweet Corn, and Other Listed Crops

Active Ingredient:	
Mesotrione: (CAS No. 104206-82-8)	40.0%
Other Ingredients:	60.0%
Total:	100.0%

Callisto® Herbicide is formulated as a suspension concentrate (SC) and contains 4 lb of active ingredient mesotrione per gallon.

KEEP OUT OF REACH OF CHILDREN.

CAUTION

See additional precautionary statements and directions for use inside booklet.

EPA Reg. No. 100-1131

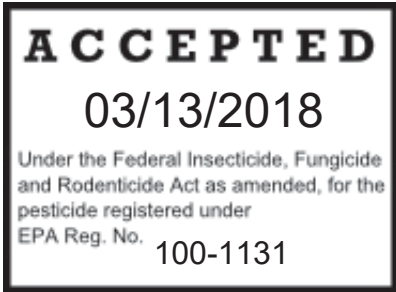
EPA Est.

Product of
Formulated in



SCP 1131

1 gallon
15 gallons
_____ gallons
Net Contents



[Batch Code: _____ (For nonrefillables only.)]

FIRST AID	
If in eyes	<ul style="list-style-type: none">• Hold eye open and rinse slowly and gently with water for 15-20 minutes. Remove contact lenses, if present, after the first 5 minutes, then continue rinsing eye.• Call a poison control center or doctor for treatment advice.
If on skin or clothing	<ul style="list-style-type: none">• Take off contaminated clothing.• Rinse skin immediately with plenty of water for 15-20 minutes.• Call a poison control center or doctor for treatment advice.
If inhaled	<ul style="list-style-type: none">• Move person to fresh air.• If person is not breathing, call 911 or an ambulance, then give artificial respiration, preferably mouth-to-mouth, if possible.• Call a poison control center or doctor for further treatment advice.
If swallowed	<ul style="list-style-type: none">• Call a poison control center or doctor immediately for treatment advice.• Have person sip a glass of water if able to swallow.• Do not induce vomiting unless told to by the poison control center or doctor.• Do not give anything by mouth to an unconscious person.
Have the product container or label with you when calling a poison control center or doctor, or going for treatment.	
HOTLINE NUMBER For 24-Hour Medical Emergency Assistance (Human or Animal), or Chemical Emergency Assistance (Spill, Leak, Fire, or Accident) Call 1-800-888-8372	

PRECAUTIONARY STATEMENTS

Hazards to Humans and Domestic Animals

CAUTION

Harmful if absorbed through skin. Prolonged or frequently repeated skin contact may cause allergic reactions in some individuals. Avoid contact with skin, eyes, or clothing.

Personal Protective Equipment (PPE)

Applicators and other handlers must wear:

- Long-sleeved shirt and long pants
- Shoes plus socks
- Chemical-resistant gloves

Follow manufacturer's instructions for cleaning/maintaining PPE. If no such instructions for washables exist, use detergent and hot water. Keep and wash PPE separately from other laundry.

Engineering Controls

When handlers use closed systems or enclosed cabs in a manner that meets the requirements listed in the Worker Protection Standard (WPS) for agricultural pesticides [40 CFR 170.240(d)(4-6)], the handler PPE requirements may be reduced or modified as specified in the WPS.

User Safety Recommendations

Users should:

- Wash hands before eating, drinking, chewing gum, using tobacco, or using the toilet.
- Remove clothing/PPE immediately if pesticide gets inside. Then wash thoroughly and put on clean clothing.
- Remove PPE immediately after handling this product. Wash the outside of gloves before removing. As soon as possible, wash thoroughly and change into clean clothing.

Environmental Hazards

Do not apply directly to water, or to areas where surface water is present, or to intertidal areas below the mean high water mark. Do not contaminate water when disposing of equipment wash water or rinsate.

Surface Water Advisory

This product may contaminate water through drift of spray in wind. This product has a high potential for runoff for several weeks after application. Poorly draining soils and soils with shallow water tables are more prone to produce runoff that contains this product. A level, well maintained vegetative buffer strip between areas to which this product is applied and surface water features such as ponds, streams, and springs will reduce the potential for contamination of water from runoff. Runoff of this product will be reduced by avoiding applications when rainfall is forecasted to occur within 48 hours. Sound erosion control practices will reduce this product's contribution to surface water contamination.

Physical and Chemical Hazards

Do not use or store near heat or open flame.

DIRECTIONS FOR USE

It is a violation of Federal Law to use this product in a manner inconsistent with its labeling.

Do not apply this product in a way that will contact workers or other persons, either directly or through drift. Only protected handlers may be in the area during application. For any requirements specific to your State or Tribe, consult the agency responsible for pesticide regulation.

AGRICULTURAL USE REQUIREMENTS

Use this product only in accordance with its labeling and with the Worker Protection Standard, 40 CFR Part 170. This Standard contains requirements for the protection of agricultural workers on farms, forests, nurseries, and greenhouses, and handlers of agricultural pesticides. It contains requirements for training, decontamination, notification, and emergency assistance. It also contains specific instructions and exceptions pertaining to the statements on this label about personal protective equipment (PPE) and restricted-entry interval. The requirements in this box only apply to uses of this product that are covered by the Worker Protection Standard.

Do not enter or allow worker entry into treated areas during the restricted entry interval (REI) of 12 hours.

PPE required for early entry to treated areas that is permitted under the Worker Protection Standard and that involves contact with anything that has been treated, such as plants, soil, or water, is:

- Coveralls
- Shoes plus socks
- Chemical-resistant gloves

PRODUCT INFORMATION

Callisto Herbicide is a systemic preemergence and postemergence herbicide for the selective contact and residual control of broadleaf weeds in field corn, seed corn, yellow popcorn, sweet corn, and other listed crops. When used preemergence, weeds take up the product through the soil during emergence. Dry conditions following application may reduce the preemergence activity of Callisto Herbicide. If an activating rain (0.25 inches) is not received within 7-10 days after a preemergence application, where appropriate, rotary hoeing is suggested to activate the herbicide. When used postemergence, susceptible weeds take up the herbicide through the treated foliage and cease growth soon after application. Complete death of the weeds may take up to 2 weeks. The product is absorbed through the soil and/or by the foliage of emerged weeds.

Callisto Herbicide is not effective for the control of most grass weeds. Preemergence grass herbicides or postemergence grass herbicides can be tank mixed with Callisto Herbicide to provide broad spectrum weed control in corn (see appropriate section of label for this information). Callisto Herbicide can be applied postemergence following a preemergence grass herbicide application. Callisto Herbicide can also be used in combination with a burndown herbicide, prior to planting, to provide added burndown and residual weed control in field corn, seed corn, yellow popcorn, and sweet corn.

WEED RESISTANCE MANAGEMENT

MESOTRIONE	GROUP	27	HERBICIDE
------------	-------	----	-----------

Naturally occurring biotypes of certain broadleaf weed species with resistance to triazines, glyphosate, PPO, HPPD and ALS inhibiting herbicides are known to exist. Performance of Callisto Herbicide is not affected by the presence of biotypes resistant to triazines, glyphosate, PPO or ALS inhibiting herbicides.

To prevent the risk of weeds developing resistance to Callisto Herbicide in corn, always use full labeled rates. If applying Callisto Herbicide postemergence after a mesotrione-containing preemergence herbicide, always add atrazine as a tank mix partner. No more than 0.24 lb of mesotrione active ingredient must be applied per acre of corn per year (equivalent of 7.7 fl oz per acre per year of Callisto Herbicide). If additional herbicide must be applied, it is recommended that a different mode of action be used, i.e., other than an HPPD inhibitor (Group 27 Herbicide). Callisto Herbicide must be applied at full label rates to help prevent selection for, or population shifts toward, marginally resistant weed species and/or species biotypes.

Principles of Herbicide Resistant Weed Management

Scout and know your field

- Know weed species present in the field to be treated through scouting and field history. An understanding of weed biology is useful in designing a resistance management strategy. Ensure the weed management program will control all weeds present.
- Fields should be scouted prior to application to determine species present and growth stage. Always apply this herbicide at the full labeled rate and correct timing for the weeds present in the field.

Utilize non-herbicidal practices to add diversity

- Use diversified management tactics such as cover crops, mechanical weed control, harvest weed seed control, and crop rotation as appropriate.

Use good agronomic practices, start clean and stay clean

- Use good agronomic practices that enhance crop competitiveness.
- Plant into weed-free fields utilizing tillage or an effective burndown herbicide for control of emerged weeds.
- Sanitize farm equipment to avoid spreading seed or vegetative propagules prior to leaving fields.

Difficult to control weeds

- Fields with difficult to control weeds should be planted in rotation with crops that allow the use of herbicides with an alternative mode of action or different management practices.
- Difficult to control weeds may require sequential applications, such as a broad spectrum preemergence herbicide followed by one or more postemergence herbicide applications. Utilize herbicides containing different modes of action effective on the target weeds in sequential applications.

Do not overuse the technology

- Do not use more than two applications of this or any other herbicide with the same mode of action in a single growing season unless mixed with an herbicide with a different mode of action which provides overlapping spectrum for the difficult to control weeds.

Scout and inspect fields following application

- Prevent an influx of weeds into the field by controlling weeds in field borders.
- Scout fields after application to verify that the treatment was effective.
- Suspected- herbicide resistant weeds may be identified by these indicators
 - Failure to control a weed species normally controlled by the herbicide at the dose applied, especially if control is achieved on adjacent weeds;
 - A spreading patch of non-controlled plants of a particular weed species; and
 - Surviving plants mixed with controlled individuals of the same species.
- Report non-performance of this product to your Syngenta retailer, Syngenta representative, or call 1-866-Syngent (866-796-4368). If resistance is suspected ensure weed escapes are controlled using an herbicide with an effective mode of action and/or use non-chemical means to prevent further seed production.

Prevent weed escapes before, during, and after harvest

- Do not allow weed escapes to produce seed or vegetative structures such as tubers or stolons which contribute to spread and survival. Consider harvest

weed seed management and control weeds post-harvest to prevent seed production.

Resistant weeds

- Contact your local Syngenta representative, retailer, crop advisor or extension agent to determine if weeds resistant to this mode of action are present in your area. If resistant biotypes have been reported, use the full labeled rate of this product, apply at the labeled timing, and tank-mix with a different mode of action product so there are multiple effective modes of application for each suspected resistant weed.

USE RESTRICTIONS

Do not apply Callisto Herbicide to white popcorn or ornamental (Indian) corn.

Do not cultivate corn within 7 days before or after a Callisto Herbicide application as weed control from the Callisto Herbicide application may be reduced.

Do not apply this product through any type of irrigation system unless specified otherwise under the specific crop section on the label.

Do not apply this product with suspension fertilizers as the carrier.

Do not apply Callisto Herbicide postemergence in a tank mix with emulsifiable concentrate grass herbicides, unless specifically addressed under one of the tank mix sections of this label, or injury may occur.

Do not use aerial application to apply Callisto Herbicide unless specified otherwise under the specific crop section on the label.

USE PRECAUTIONS

Severe corn injury resulting in yield loss may occur if Callisto Herbicide is applied postemergence to corn that was treated with Counter® or Lorsban®.

Severe corn injury resulting in yield loss may occur if Callisto Herbicide is applied foliar postemergence to corn in a tank mix with any organophosphate or carbamate insecticide.

Severe corn injury resulting in yield loss may occur if any organophosphate or carbamate insecticide is applied foliar postemergence within 7 days before or 7 days after Callisto Herbicide application.

When weeds are stressed due to drought, heat, lack of fertility, flooding, or prolonged cool temperatures, control can be reduced or delayed since the weeds are not actively growing. Weed escapes or regrowth may occur when application is made under

prolonged stress conditions. Optimum weed control will be obtained if an application of Callisto Herbicide is made following label directions when weeds are actively growing.

Callisto Herbicide may be applied with pyrethroid type insecticides (e.g., Warrior®).

SPRAY DRIFT MANAGEMENT

As with all crop protection products, it is important to avoid off-target movement onto adjacent land or crops, as even small amounts may injure sensitive plants. To reduce spray drift, the following spray drift management requirements must be followed.

SPRAY DRIFT Ground Boom Applications

- Apply with the nozzle height recommended by the manufacturer, but no more than 3 feet above the ground or crop canopy unless making a turf, pasture, or rangeland application, in which case applicators may apply with a nozzle height no more than 4 feet above the ground.
- For applications prior to the emergence of crops and target weeds, applicators are required to use a Coarse or coarser droplet size (ASABE S572.1).
- For all other applications, applicators are required to use a Medium or coarser droplet size (ASABE S572.1).
- Do not apply when wind speeds exceed 10 miles per hour at the application site.
- Do not apply during temperature inversions.

SPRAY DRIFT ADVISORIES

THE APPLICATOR IS RESPONSIBLE FOR AVOIDING OFF-SITE SPRAY DRIFT. BE AWARE OF NEARBY NON-TARGET SITES AND ENVIRONMENTAL CONDITIONS.

IMPORTANCE OF DROPLET SIZE

An effective way to reduce spray drift is to apply large droplets. Use the largest droplets that provide target pest control. While applying larger droplets will reduce spray drift, the potential for drift will be greater if applications are made improperly or under unfavorable environmental conditions.

Controlling Droplet Size – Ground Boom

- Volume - Increasing the spray volume so that larger droplets are produced will reduce spray drift. Use the highest practical spray volume for the application. If a greater spray volume is needed, consider using a nozzle with a higher flow rate.

- Pressure - Use the lowest spray pressure recommended for the nozzle to produce the target spray volume and droplet size.
- Spray Nozzle - Use a spray nozzle that is designed for the intended application. Consider using nozzles designed to reduce drift.

BOOM HEIGHT – Ground Boom

Use the lowest boom height that is compatible with the spray nozzles that will provide uniform coverage. For ground equipment, the boom should remain level with the crop and have minimal bounce.

SHIELDED SPRAYERS

Shielding the boom or individual nozzles can reduce spray drift. Consider using shielded sprayers. Verify that the shields are not interfering with the uniform deposition of the spray on the target area.

TEMPERATURE AND HUMIDITY

When making applications in hot and dry conditions, use larger droplets to reduce effects of evaporation.

TEMPERATURE INVERSIONS

Drift potential is high during a temperature inversion. Temperature inversions are characterized by increasing temperature with altitude and are common on nights with limited cloud cover and light to no wind. The presence of an inversion can be indicated by ground fog or by the movement of smoke from a ground source or an aircraft smoke generator. Smoke that layers and moves laterally in a concentrated cloud (under low wind conditions) indicates an inversion, while smoke that moves upward and rapidly dissipates indicates good vertical air mixing. Avoid applications during temperature inversions.

WIND

Drift potential generally increases with wind speed. **AVOID APPLICATIONS DURING GUSTY WIND CONDITIONS.**

Applicators need to be familiar with local wind patterns and terrain that could affect spray drift.

WINDBLOWN SOIL PARTICLES

Callisto Herbicide has the potential to move off-site due to wind erosion. Soils that are

subject to wind erosion usually have a high silt and/or fine to very fine sand fractions and low organic matter content. Other factors which can affect the movement of windblown soil include the intensity and direction of prevailing winds, vegetative cover, site slope, rainfall, and drainage patterns. Avoid applying Callisto Herbicide if prevailing local conditions may be expected to result in off-site movement.

ADDITIONAL SPRAY DRIFT DIRECTIONS FOR AERIAL APPLICATIONS

The distance of the outer-most nozzles on the boom must not exceed $\frac{3}{4}$ the length of the wingspan or rotor.

Nozzles must always point backward parallel with the air stream and never be pointed downwards more than 45 degrees. Where states have more stringent regulations, they must be observed.

Spray must be released at the lowest height consistent with effective weed control and flight safety.

For best results, ensure that each specific aerial application vehicle used is quantifiably pattern tested for aerial application of Callisto Herbicide initially and every year thereafter.

RESTRICTION: For aerial application use only nozzles producing coarse-ultra coarse droplets. Do not use nozzles producing fine-medium size droplets.

For some use patterns, reducing the effective boom length to less than $\frac{3}{4}$ of the wingspan or rotor length may further reduce drift without reducing swath width.

Do not make applications at a height greater than 10 feet above the top of the largest plants unless a greater height is required for aircraft safety. Making applications at the lowest height that is safe reduces exposure of droplets to evaporation and wind.

When applications are made with a crosswind, the swath will be displaced downwind. Therefore, on the up and downwind edges of the field, the applicator must compensate for this displacement by adjusting the path of the aircraft upwind. Increase swath adjustment distance with increasing drift potential (higher wind, smaller drops, etc.).

Drift potential is lowest between wind speeds of 2-10 mph. However, many factors, including droplet size and equipment type determine drift potential at any given speed. Avoid application below 2 mph due to variable wind direction and high inversion potential. **Note:** Local terrain can influence wind patterns. Ensure that every applicator is familiar with local wind patterns and how they affect drift.

When making applications in low relative humidity, set up equipment to produce larger droplets to compensate for evaporation. Droplet evaporation is most severe when conditions are both hot and dry.

Do not apply during a temperature inversion, because drift potential is high. Temperature inversions restrict vertical air mixing, which causes small suspended droplets to remain in a concentrated cloud. This cloud can move in unpredictable directions due to the light variable winds common during inversions. Temperature inversions are characterized by increasing temperatures with altitude and are common on nights with limited cloud cover and light to no wind. They begin to form as the sun sets and often continue into the morning. Their presence can be indicated by ground fog; however, if fog is not present, inversions can also be identified by the movement of smoke from a ground source or an aircraft smoke generator. Smoke that layers and moves laterally in a connected cloud (under low wind conditions) indicates an inversion, while smoke that moves upwards and rapidly dissipates indicates good vertical air mixing.

The pesticide must only be applied when the potential for drift to adjacent sensitive areas (e.g., residential areas, bodies of water, known habitat for threatened or endangered species, non-target crops) is minimal (e.g. when wind is blowing away from the sensitive areas).

APPLICATION INFORMATION

PREEMERGENCE GROUND APPLICATION

Apply Callisto Herbicide preemergence with a carrier volume of 10-60 gal/A.

Spray nozzles must be uniformly spaced, the same size and type, and must provide accurate and uniform application. Use spray nozzles that provide medium to coarse droplet size to provide good coverage and avoid drift. Apply in a spray volume of 10-60 gal/A using water or liquid fertilizer (excluding suspension fertilizers) as the carrier. Use a pump that can maintain a pressure of at least 35-40 psi at the nozzles and provide proper agitation within the tank to keep the product dispersed. Lower pressures may be used with extended range or drift reduction nozzles.

Always ensure that agitation is maintained until spraying is completed, even if stopped for brief periods of time. If the agitation is stopped for more than 5 minutes, resuspend the spray solution by running on full agitation prior to spraying.

POSTEMERGENCE GROUND APPLICATION

Spray nozzles must be uniformly spaced, the same size and type, and must provide accurate and uniform application. Use spray nozzles that provide medium to coarse droplet size to provide good coverage and avoid drift. Good weed coverage is essential for optimum weed control. Boom height for broadcast over-the-top applications must be based on the height of the crop – at least 15 inches above the crop canopy.

Apply in a spray volume of 10-30 gal/A using water as a carrier. Use a pump that can maintain a pressure of at least 35-40 psi at the nozzles and provide proper agitation within the tank to keep the product dispersed. Lower pressures may be used with extended range or drift reduction nozzles. When weed foliage is dense, use a minimum of 20 gals.

Flat fan nozzles of 80° or 110° are recommended for optimum postemergence coverage. Do not use floodjet nozzles or controlled droplet application equipment for postemergence applications.

Nozzles may be angled forward 45° to enhance penetration of the crop and provide better coverage. Ensure that all in-line strainer and nozzle screens in the sprayer are 50-mesh or coarser.

Always ensure that agitation is maintained until spraying is completed, even if stopped for brief periods of time. If the agitation is stopped for more than 5 minutes, resuspend the spray solution by running on full agitation prior to spraying.

Aerial Application

RESTRICTION: Callisto Herbicide can be applied aerially only to corn and sugarcane.

RESTRICTION: For aerial application use only nozzles producing coarse-ultra coarse droplets. Do not use nozzles producing fine-medium size droplets.

Callisto Herbicide may be applied aerially for preemergence or postemergence weed control in corn only in the following states: Alabama, Arizona, Arkansas, California, Colorado, Connecticut, Delaware, Florida, Georgia, Idaho, Illinois, Indiana, Iowa, Kansas, Kentucky, Louisiana, Maine, Maryland, Massachusetts, Michigan, Minnesota, Mississippi, Missouri, Montana, Nevada, New Hampshire, New Jersey, New Mexico, New York, North Carolina, North Dakota, Nebraska, Ohio, Oklahoma, Oregon, Pennsylvania, Rhode Island, South Carolina, South Dakota, Tennessee, Texas, Utah, Vermont, Virginia, Washington, West Virginia, Wisconsin and Wyoming.

Callisto Herbicide may be applied aerially for preemergence or postemergence weed control in sugarcane only in the following states: Florida, Louisiana and Texas.

Applications must be made in a minimum of 2 gallons of water per acre.

SPRAY ADDITIVES

POSTEMERGENCE ADJUVANTS

When an adjuvant is to be used with this product, the use of an adjuvant that meets the standards of the Chemical Producers and Distributors Association (CPDA) adjuvant certification program is recommended.

The following adjuvant recommendations are intended primarily for Callisto Herbicide use in corn. Refer to the use directions section of each crop section for specific adjuvant recommendations.

POSTEMERGENCE APPLICATIONS TO FIELD CORN AND SEED CORN

For postemergence applications made after the crop has emerged, add crop oil concentrate (COC) to the spray solution at the rate of 1.0 gal/100 gal of water (1.0% v/v). The use of a nonionic surfactant (NIS) at 1 qt/100 gallons of water (0.25% v/v) instead of COC is allowed, but the weed control achieved with COC is consistently better than NIS. **The use of methylated seed oil (MSO) adjuvants or MSO blend adjuvants for postemergence applications of Callisto Herbicide may cause severe crop injury to occur. Do not use MSO adjuvants for postemergence use unless directed for a specific tank mix under the CALLISTO HERBICIDE TANK MIXTURES FOR CORN section of this label, or unless permitted by a supplemental Callisto Herbicide label.** In addition to COC, always add spray grade UAN (e.g., 28-0-0) to the spray solution at a rate of 2.5% (v/v) or AMS at 8.5 lb/100 gal of spray solution, except if precluded elsewhere on this label or by a supplemental Callisto Herbicide label.

POSTEMERGENCE APPLICATIONS TO SWEET CORN AND YELLOW POPCORN

Do not add UAN or AMS when making postemergence applications of Callisto Herbicide to yellow popcorn or sweet corn, or severe crop injury may occur.

For postemergence applications to yellow popcorn and sweet corn, the use of a nonionic surfactant (NIS) instead of a crop oil concentrate (COC) is recommended, so as to minimize the risk of crop injury. A COC may be used, and will increase the level of weed control achieved, especially under dry growing conditions, but the risk of crop injury is increased significantly under lush growing conditions. For optimum control, the addition of atrazine is recommended wherever rotational or local atrazine restrictions allow.

PREEMERGENCE ADJUVANTS

For Callisto Herbicide preplant or preemergence applications, and where weeds are present, the use of any adjuvant for agricultural use is permitted. In these situations, MSO type adjuvants are typically better than COC type adjuvants, which are typically better than NIS type adjuvants for enhancing weed control. UAN or AMS can be added and typically provides better weed control than not adding one of these. It is the pesticide user's responsibility to ensure that all products are registered for the intended use. Read and follow the applicable restrictions and limitations and directions for use on all product labels involved in tank mixing. Users must follow the most restrictive directions for use and precautionary statements of each product in the tank mixture.

SPRAY EQUIPMENT

Cleaning Equipment After Callisto Herbicide Application

Special attention must be given to cleaning equipment before spraying a crop other than corn. Mix only as much spray solution as needed.

1. Flush tank, hoses, boom, and nozzles with clean water.
2. Prepare a cleaning solution of 1 gal of household ammonia per 25 gal of water. Many commercial spray tank cleaners may be used.
3. Use a pressure washer to clean the inside of the spray tank with this solution. Take care to wash all parts of the tank, including the inside top surface. If a pressure washer is not available, completely fill the sprayer with the cleaning solution to ensure contact of the cleaning solution with all internal surfaces of the tank and plumbing. Start agitation in the sprayer and thoroughly recirculate the cleaning solution for at least 15 minutes. All visible deposits must be removed from the spraying system.
4. Flush hoses, spray lines, and nozzles for at least 1 minute with the cleaning solution.
5. Dispose of rinsate from steps 1-3 in an appropriate manner.
6. Repeat steps 2-5.
7. Remove nozzles, screens, and strainers and clean separately in the ammonia solution after completing the above procedures.
8. Rinse the complete spraying system with clean water.

MIXING PROCEDURES

Refer to the **Crop Use Directions** sections of this label for tank mixes.

Always refer to labels of other pesticide products for mixing directions and precautions which may differ from those outlined here. Use in accordance with the most restrictive of label limitations and precautions. No label dosage rates may be exceeded. This product cannot be mixed with any product containing a label prohibition against such mixing. Do not tank mix Callisto Herbicide with any other insecticide, fungicide, fertilizer solution, or adjuvant not recommended on the label without testing compatibility, as poor mixing may result. It is recommended that the compatibility of any tank mix combination be tested on a small scale such as a jar test before actual tank mixing. It is the pesticide user's responsibility to ensure that all products are registered for the intended use. Read and follow the applicable restrictions and limitations and directions

for use on all product labels involved in tank mixing. Users must follow the most restrictive directions for use and precautionary statements of each product in the tank mixture.

Follow the mixing instructions for adding Callisto Herbicide to the spray tank:

1. Only use sprayers in good running condition with good agitation. Ensure the sprayer is cleaned according to instructions on the label of the product used prior to Callisto Herbicide. For postemergence applications, use only clean water for the spray solution. Ensure that all in-line strainer and nozzle screens in the sprayer are 50-mesh or coarser. Do not use screens finer than 50-mesh.
2. Liquid fertilizer (excluding suspension fertilizers) may be used as the carrier for preemergence applications.
3. Begin to fill sprayer tank or premix tank with clean water and engage agitator. Agitation must be continued throughout the entire mixing and spraying procedure.
4. When the sprayer or premix tank is half full of water, add AMS and agitate until completely dispersed.
5. Next add Callisto Herbicide slowly and agitate until completely dissolved. Wait at least 1 minute after the last of the Callisto Herbicide has been added to the tank to allow for complete dispersion. A longer agitation period may be required to disperse Callisto Herbicide when using cold water from sources such as deep drilled wells.
6. If tank mixing, add the tank mix product next.
7. Finally, add adjuvant and UAN, if needed, and then continue to fill tank to desired level with water.

WEEDS CONTROLLED

Callisto Herbicide applied as directed in this label will control or partially control the weeds listed in Tables 1 and 2.

Where reference is made to weeds partially controlled, partial control can either mean erratic control (good to poor) or consistent control at a level below that generally considered acceptable for commercial weed control.

For best postemergence results, apply Callisto Herbicide to actively growing weeds. Dry weather following preemergence application of Callisto Herbicide may reduce residual weed control effectiveness. If irrigation is available, apply ½ to 1 inch of water after preemergence application. If irrigation is not available, a uniform shallow

cultivation is recommended as soon as weeds emerge.

Callisto Herbicide applied alone or in mixture with atrazine will not provide consistent or effective control of weeds identified as resistant to postemergence HPPD inhibiting herbicides.

Refer to the crop sections on this label for specific rates and use directions.

Table 1. Weeds Controlled With Postemergence Applications of Callisto Herbicide

Weed Common Name	Weed Scientific Name	Callisto Herbicide 3 fl oz/A	Callisto Herbicide 2.5-3.0 fl oz/A + Atrazine ¹
		Apply to Weeds <5 Inches Tall ²	
Amaranth, palmer	<i>Amaranthus palmeri</i>	PC ³	C ³
Amaranth, powell	<i>Amaranthus powellii</i>	C	C
Amaranth, spiny	<i>Amaranthus spinosus</i>	C	C
Atriplex	<i>Chenopodium orach</i>	C	C
Broadleaf signalgrass	<i>Urochloa platyphylla</i>	C ³	C ³
Buckwheat, wild	<i>Polygonum convolvulus</i>	PC	PC
Buffalobur	<i>Solanum rostratum</i>	C	C
Burcucumber	<i>Sicyos angulatus</i>	PC	C ³
Carpetweed	<i>Mollugo verticillata</i>	C	C
Carrot, wild	<i>Daucus carota</i>	PC	C
Chickweed, common	<i>Stellaria media</i>	C	C
Cocklebur, common	<i>Xanthium strumarium</i>	C	C
Crabgrass, large	<i>Digitaria sanguinalis</i>	C ³	C ³
Dandelion	<i>Taraxacum officinale</i>	NC	PC
Dock, curly	<i>Rumex crispus</i>	PC	PC
Galinsoga	<i>Galinsoga parviflora</i>	C	C
Hemp	<i>Cannabis sativa</i>	C	C
Horsenettle	<i>Solanum carolinense</i>	PC	C
Jimsonweed	<i>Datura stramonium</i>	C	C
Horseweed (maretail)	<i>Conyza canadensis</i>	PC	C
Knotweed, prostrate	<i>Polygonum aviculare</i>	PC	PC
Kochia	<i>Kochia scoparia</i>	PC ³	C ³
Lambsquarters, common	<i>Chenopodium album</i>	C	C
Mallow, Venice	<i>Hibiscus trionum</i>	NC	C
Morningglory, entireleaf	<i>Ipomoea hederacea</i>	PC	C
Morningglory, ivyleaf	<i>Ipomoea hederacea</i>	PC	C
Morningglory, pitted	<i>Ipomoea lacunosa</i>	PC	C
Mustard, wild	<i>Brassica kaber</i>	C	C
Nightshade, black	<i>Solanum nigrum</i>	C	C
Nightshade, Eastern black	<i>Solanum ptycanthum</i>	C	C
Nightshade, hairy	<i>Solanum sarrachoides</i>	C	C
Nutsedge, yellow	<i>Cyperus esculentus</i>	PC	PC
Pigweed, redroot	<i>Amaranthus retroflexus</i>	C	C

Weed Common Name	Weed Scientific Name	Callisto Herbicide 3 fl oz/A	Callisto Herbicide 2.5-3.0 fl oz/A + Atrazine ¹
		Apply to Weeds <5 Inches Tall ²	
Pigweed, smooth	<i>Amaranthus hybridus</i>	C	C
Pigweed, tumble	<i>Amaranthus albus</i>	C	C
Pokeweed, common	<i>Phytolacca americana</i>	PC	PC
Potatoes, volunteer	<i>Solanum</i> spp.	C	C
Pusley, Florida	<i>Richardia scabra</i>	C ³	C ³
Ragweed, common	<i>Ambrosia artemisiifolia</i>	PC	C
Ragweed, giant	<i>Ambrosia trifida</i>	C ³	C
Sesbania, hemp	<i>Sesbania exaltata</i>	C	C
Sida, prickly (teaweed)	<i>Sida spinosa</i>	NC	C ³
Smartweed, ladysthumb	<i>Polygonum persicaria</i>	C ³	C
Smartweed, pale	<i>Polygonum lapathifolium</i>	C ³	C
Smartweed, Pennsylvania	<i>Polygonum pennsylvanicum</i>	C ³	C
Sunflower, common	<i>Helianthus annuus</i>	C	C
Thistle, Canada	<i>Cirsium arvense</i>	NC	PC
Velvetleaf	<i>Abutilon theophrasti</i>	C	C
Waterhemp, common	<i>Amaranthus rudis</i>	C ³	C
Waterhemp, tall	<i>Amaranthus tuberculatus</i>	C ³	C

¹Callisto Herbicide tank mixture with atrazine is approved only for use on corn and sugarcane.

²Under certain situations weeds can be controlled at larger than listed sizes, however to protect crop yield, manage weed resistance and provide consistent control, treat weeds before they exceed 5 inches in height.

³Apply before weed exceeds 3 inches in height.

C = Control PC = Partial Control NC = Not Controlled

Table 2. Weeds Controlled With Preemergence Applications of Callisto Herbicide

Common Name	Scientific Name	Callisto Herbicide Applied Alone	Callisto Herbicide + Atrazine¹
Amaranth, palmer	<i>Amaranthus palmeri</i>	C	C
Amarath, powell	<i>Amaranthus powellii</i>	C	C
Amaranth, spiny	<i>Amaranthus spinosus</i>	C	C
Broadleaf signalgrass	<i>Urochloa platyphylla</i>	PC	PC
Buffalobur	<i>Solanum rostratum</i>	C	C
Burclover, California	<i>Medicago polymorpha</i>	C	C
Carpetweed	<i>Mollugo verticillata</i>	C	C
Carrot, wild	<i>Daucus carota</i>	C	C
Chickweed, common	<i>Stellaria media</i>	C	C
Chickweed, mouseear	<i>Cerastium vulgatum</i>	C	C
Cocklebur, common	<i>Xanthium strumarium</i>	PC	C
Crabgrass, large	<i>Digitaria sanguinalis</i>	PC	PC
Dandelion, common (seedling)	<i>Taraxacum officinale</i>	C	C
Deadnettle, purple	<i>Lamium purpureum</i>	C	C
Dock, curly	<i>Rumex crispus</i>	C	C
Eveningprimrose, cutleaf	<i>Oenothera laciniata</i>	C	C
Fiddleneck, coast	<i>Amsinckia intermedia</i>	C	C
Filaree, redstem	<i>Erodium cicutarium</i>	PC	C
Filaree, whitestem	<i>Erodium moschatum</i>	PC	C
Fleabane, hairy	<i>Conyza bonariensis</i>	C	C
Galinsoga	<i>Galinsoga parviflora</i>	C	C
Geranium, Carolina	<i>Geranium carolinianum</i>	C	C
Groundcherry, smooth	<i>Physalis subglabrata</i>	C	C
Groundsel, common	<i>Senecio vulgaris</i>	C	C
Henbit	<i>Lamium amplexicaule</i>	C	C
Horsenettle	<i>Solanum carolinense</i>	PC	PC
Horseweed/marestail	<i>Conyza canadensis</i>	C	C
Jimsonweed	<i>Datura stramonium</i>	C	C
Kochia	<i>Kochia scoparia</i>	PC	C
Lambsquarters, common	<i>Chenopodium album</i>	C	C
Lettuce, prickly	<i>Lactuca serriola</i>	C	C
Mallow, common	<i>Malva neglecta</i>	C	C
Mayweed, chamomile	<i>Anthemis cotula</i>	C	C
Morningglory, entireleaf	<i>Ipomoea hederacea</i>	PC	C

Common Name	Scientific Name	Callisto Herbicide Applied Alone	Callisto Herbicide + Atrazine¹
Morningglory, ivyleaf	<i>Ipomoea hederacea</i>	PC	C
Morningglory, pitted	<i>Ipomoea lacunosa</i>	PC	C
Nettle, burning	<i>Urtica urens</i>	C	C
Nightshade, eastern black	<i>Solanum ptycanthum</i>	C	C
Nightshade, hairy	<i>Solanum sarrachoides</i>	C	C
Pansy	<i>Viola tricolor</i>	C	C
Pigweed, redroot	<i>Amaranthus retroflexus</i>	C	C
Pigweed, smooth	<i>Amaranthus hybridus</i>	C	C
Pigweed, tumble	<i>Amaranthus albus</i>	C	C
Pineappleweed	<i>Matricaria matricariodes</i>	C	C
Puncturevine, common	<i>Tribulus terrestris</i>	C	C
Purslane, common	<i>Portulaca oleracea</i>	C	C
Pusley, common	<i>Richardia scabra</i>	PC	PC
Ragweed, common	<i>Ambrosia artemisiifolia</i>	C	C
Ragweed, giant	<i>Ambrosia trifida</i>	PC	C
Redmaids	<i>Calandria caulescens</i>	C	C
Rocket, London	<i>Sisymbrium irio</i>	C	C
Shepherd's-purse	<i>Capsella bursa-pastoris</i>	C	C
Smartweed, ladysthumb	<i>Polygonum persicaria</i>	C	C
Smartweed, pale	<i>Polygonum lapathifolium</i>	C	C
Smartweed, Pennsylvania	<i>Polygonum pennsylvanicum</i>	C	C
Sowthistle, annual	<i>Sonchus oleraceus</i>	C	C
Spanishneedles	<i>Bidens bipinnata</i>	C	C
Sunflower, common	<i>Helianthus annuus</i>	PC	C
Swinecress	<i>Coronopus didymus</i>	C	C
Tasselflower, red	<i>Emilia sonchifolia</i>	C	C
Velvetleaf	<i>Abutilon theophrasti</i>	C	C
Waterhemp, common	<i>Amaranthus rudis</i>	C	C
Vetch, common	<i>Vicia sativa</i>	C	C
Vetch, purple	<i>Vicia benghalensis</i>	PC	PC
Waterhemp, tall	<i>Amaranthus tuberculatus</i>	C	C
Willowherb, panicle	<i>Epilobium brachycarpum</i>	C	C

¹Callisto Herbicide tank mixture with atrazine is approved only for use on corn grain sorghum and sugarcane. Refer to the crop sections on this label for specific use directions.

C = Control PC = Partial Control

ROTATIONAL CROPS

When Callisto Herbicide is applied as directed on this label, follow the crop rotation intervals in Table 3. If Callisto Herbicide is tank mixed with other products, follow the most restrictive product's crop rotation interval. It is the pesticide user's responsibility to ensure that all products are registered for the intended use. Read and follow the applicable restrictions and limitations and directions for use on all product labels involved in tank mixing. Users must follow the most restrictive directions for use and precautionary statements of each product in the tank mixture.

Table 3. Time Interval Between Callisto Herbicide Application and Replanting or Planting of Rotational Crop

Crop	Replant/Rotational Interval
Asparagus Corn (all types) Cranberry Flax Kentucky bluegrass grown for seed Millet, pearl Oats Rhubarb Ryegrass (perennial and annual) grown for seed Sorghum (grain and sweet) Sugarcane Tall fescue grown for seed	Anytime
Small grain cereals including wheat, barley and rye	4 Months
Alfalfa Blueberry Canola Cotton Currant Lingonberry Okra Peanuts Peas ^{1,2} Potato Rice Snap beans ^{1,2} Soybeans Sunflowers Tobacco	10 Months
Cucurbits Dry beans Red clover	18 Months

Sugar beets All other rotational crops	
---	--

¹Plant these rotational crops only if the following criteria below have been met. If all criteria are not met, plant peas and snap beans a minimum of 18 months following Callisto Herbicide application.

- A minimum of 20" of rainfall plus irrigation has been received between application and planting of the rotational crop.
- Soil pH is 6.0 or greater.
- Application of Callisto Herbicide at 3 fl oz/A (0.094 lb ai/A) or less applied no later than June 30th the year preceding rotational crop planting.
- No other HPPD herbicides (e.g., Callisto® Xtra, Halex® GT, Lexar® EZ, Lumax® EZ, Zemax®, Armezon™, Balance® Flexx, Capreno®, Corvus®, Impact®, or Laudis®) were applied the year prior to planting peas and snap beans.

²Do not plant peas or snap beans on sand, sandy loam or loamy sand soils in Minnesota or Wisconsin.

CROP USE DIRECTIONS

CORN

Callisto Herbicide may be applied by ground for preemergence or postemergence weed control in field corn, seed corn, yellow popcorn, and sweet corn.

Callisto Herbicide may also be applied aerially for preemergence or postemergence weed control only in the following states: Alabama, Arizona, Arkansas, California, Colorado, Connecticut, Delaware, Florida, Georgia, Hawaii, Idaho, Illinois, Indiana, Iowa, Kansas, Kentucky, Louisiana, Maine, Maryland, Massachusetts, Michigan, Minnesota, Mississippi, Missouri, Montana, Nebraska, Nevada, New Hampshire, New Jersey, New Mexico, New York, North Carolina, North Dakota, Ohio, Oklahoma, Oregon, Pennsylvania, Rhode Island, South Carolina, South Dakota, Tennessee, Texas, Utah, Vermont, Virginia, Washington, West Virginia, Wisconsin and Wyoming.

Refer to seed company directions for use on field corn inbred lines. Special adjuvant restrictions must be followed for postemergence applications of Callisto Herbicide in yellow popcorn or sweet corn (see the **SPRAY ADDITIVES** section of this label). Do not apply Callisto Herbicide to white popcorn or ornamental (Indian) corn.

Postemergence applications (after crop emergence) of Callisto Herbicide may cause crop bleaching in some yellow popcorn and sweet corn hybrids. Crop bleaching is typically transitory and has no effect on final yield or quality. However, herbicide sensitivity in yellow popcorn and sweet corn varies widely, and all yellow popcorn and sweet corn hybrids have not been tested. Contact your popcorn or sweet corn company, Fieldman, or University Specialist about hybrid recommendations before

making a postemergence application of Callisto Herbicide to yellow popcorn or sweet corn. Do not include nitrogen based adjuvants (UAN or AMS) when making postemergence applications of Callisto Herbicide to yellow popcorn or sweet corn.

Temporary crop response (transient bleaching) from postemergence applications to field corn may occur under extreme weather conditions or when the crop is suffering from stress. Field corn quickly outgrows these effects and develops normally.

Do not apply more than a total of 7.7 fl oz (0.24 lb mesotrione active ingredient) of Callisto Herbicide per acre per year. Do not make more than 2 applications of Callisto Herbicide per year. Do not exceed 3.0 fl oz (0.094 lb ai/A) in a single postemergence application. Do not make the second application of Callisto Herbicide within 14 days of the first application.

Apply Callisto Herbicide for the control of broadleaf and grass weeds listed in Tables 1 and 2. Corn may be treated up to 30 inches tall or up to the 8-leaf stage of corn growth. Do not feed or harvest forage, grain, or stover within 45 days after application.

CALLISTO HERBICIDE USED ALONE – POSTEMERGENCE

Apply Callisto Herbicide at 3.0 fl oz/A per application. Always add an appropriate adjuvant to the spray tank (see the **SPRAY ADDITIVES** section of this label).

For best results, apply Callisto Herbicide to actively growing weeds. For a list of weeds controlled see Table 1. Susceptible weeds which emerge soon after application of Callisto Herbicide may be controlled after they absorb the herbicide from the soil. Callisto Herbicide will not control most grass weeds.

Restrictions:

Two postemergence applications of Callisto Herbicide may be made with the following restrictions.

- Only one postemergence application may be made if Callisto Herbicide has been applied preemergence. Do not exceed a total of two applications per year. Do not exceed a total of 7.7 fl oz/A (0.24 lb ai/A) of Callisto Herbicide per year.
- Do not make the second application within 14 days of the first application.
- Application of Callisto Herbicide at rates less than 3.0 fl oz/A (0.094 lb ai/A) postemergence may result in incomplete weed control and loss of residual control.
- Do not exceed a total of 6.0 fl oz/A (0.19 lb ai/A) for the two postemergence applications.
- If Callisto Herbicide is applied postemergence to ground that received a

preemergence application of a mesotrione-containing herbicide, atrazine must be tank mixed with Callisto Herbicide.

- If atrazine is mixed with Callisto Herbicide, do not apply to corn that is more than 12 inches in height.
- Corn may be treated up to 30 inches tall or up to the 8-leaf stage of corn growth. Do not harvest forage, grain, or stover within 45 days after application.

CALLISTO HERBICIDE USED ALONE – PREEMERGENCE

Apply Callisto Herbicide alone at 6.0-7.7 fl oz/A (0.188-0.24 lb ai/A) by ground sprayers in a spray volume of 10-30 gal of water (up to 80 gal if applied with liquid fertilizers) per acre for broadleaf weed control. For a list of weeds controlled, refer to Table 2. Callisto Herbicide may be tank mixed with preemergence grass herbicides for grass control. Refer to the tank mix section for a list of partners.

CALLISTO HERBICIDE TANK MIXTURES FOR CORN

Callisto Herbicide may be tank mixed with other registered herbicides for improved spectrum of weed control in burndown, preemergence or postemergence applications. Additionally these tank mixtures can be used to include a different mode of action herbicide to help control or manage the development of resistant weed biotypes.

Burndown Tank Mixtures in Corn

Callisto Herbicide may be applied in tank mixture with other registered herbicides for burndown plus residual weed control.

For improved broadleaf weed control with limited residual control prior to planting corn and before corn emergence, apply Callisto Herbicide at 3.0 fl oz/A in tank mixes with Gramoxone® brands, glyphosate brands, dicamba brands (e.g. Banvel®) and/or 2,4-D. For greater residual control, use 6.0-7.7 fl oz/A of Callisto Herbicide (see Table 2) with the above products. Use the adjuvant system recommended by the burndown herbicide. Refer to individual product labels for precautionary statements, restrictions, rates, approved uses, and a list of weeds controlled. It is the pesticide user's responsibility to ensure that all products are registered for the intended use. Read and follow the applicable restrictions and limitations and directions for use on all product labels involved in tank mixing. Users must follow the most restrictive directions for use and precautionary statements of each product in the tank mixture.

Preemergence Tank Mixtures in Corn

Callisto Herbicide may be applied at a rate of 5.3-7.7 fl oz/A in tank mixture with other registered herbicides (Table 4) for preemergence residual weed control. Refer to Table 2 for a list of weeds controlled by Callisto Herbicide and Callisto Herbicide plus AAtrex®

applied preemergence.

Table 4. Callisto Herbicide Tank Mixtures for Preemergence Application in Corn¹

AAtrex	Degree Xtra®	Harness Xtra® 5.6L
Bicep Lite II Magnum®	Dual II Magnum®	Keystone®
Bicep II Magnum®		Keystone® LA
Cinch®	Fultime®	Outlook®
Cinch® ATZ	Guardman Max®	Prowl®
Cinch® ATZ Lite	Harness®	Surpass® EC
Degree®	Harness Xtra®	TopNotch®

¹Refer to individual product labels for precautionary statements, restrictions, rates, approved uses, and a list of weeds controlled.

Postemergence Tank Mixtures in Corn

The tank mixtures with Callisto Herbicide identified in Table 5 may be applied postemergence to corn (i.e., after corn has emerged). Unless specified otherwise on this label or a Syngenta supplemental label, do not apply Callisto Herbicide at less than 3.0 fl oz/A. Application of Callisto Herbicide at rates less than 3.0 fl oz (0.094 lb ai/A) postemergence may result in a loss of residual control.

Always add an appropriate adjuvant to the spray tank (see the **SPRAY ADDITIVES** section of this label). Refer to individual product labels for precautionary statements, restrictions, rates, approved uses, and a list of weeds controlled. Not all of the tank mix pesticides listed are registered for field corn, yellow popcorn, or sweet corn.

Table 5. Callisto Herbicide Tank Mixtures for Postemergence Application in Corn

Tank Mix Partners ¹	Directions
AAtrex® 4L AAtrex® Nine-O®	<ul style="list-style-type: none"> Refer to Table 1 on this label for application rates and weeds controlled.
Accent® Accent® Q	<ul style="list-style-type: none"> Use this mixture for additional grass control. Refer to product label for list of weeds controlled.
Basagran®	<ul style="list-style-type: none"> Use this mixture for additional broadleaf weed control. Refer to product label for list of weeds controlled.
Basis® Basis Gold®	<ul style="list-style-type: none"> Use this mixture for additional weed control. Refer to product label for list of weeds controlled.

Tank Mix Partners ¹	Directions
Bicep II Magnum Bicep Lite II Magnum	<ul style="list-style-type: none"> • When using these tank mixtures, it is recommended to leave the nitrogen based adjuvant (UAN or AMS) out of the mixture or apply as a post-directed spray to minimize contact with crop foliage. • To further reduce the risk of crop injury, the user may also leave out the crop oil concentrate (COC), or replace it with a nonionic surfactant (NIS). • In all cases, the control of emerged weeds may be reduced somewhat due to less than optimum adjuvant effect or weed coverage.
Buctril® Moxy®	<ul style="list-style-type: none"> • Use this mixture for additional broadleaf weed control. • Add Buctril (2 lb/gal) or Moxy (2 lb/gal) at a rate up to 6 fl oz/A. • Add Buctril (4 lb/gal) at a rate up to 3 fl oz/A.
Glyphosate-only brands, excludes premixed products containing glyphosate	<ul style="list-style-type: none"> • For use only in Agrisure® GT or Roundup Ready® corn. • Application of this mixture to a corn hybrid that does not contain the Agrisure GT or Roundup Ready trait will result in crop death. • Add spray-grade ammonium sulfate (AMS) at a rate that delivers 8.5-17.0 lb of AMS/100 gallons of water. • If the glyphosate product label calls for an adjuvant in addition to AMS, add a non-ionic surfactant (NIS) at 0.25-0.5% v/v (1-2 quart/100 gallons). • Do not add urea ammonium nitrate (UAN), crop oil concentrate (COC), or methylated seed oil (MSO) type adjuvants to this tank mixture or crop injury may occur.
Ignite® Ignite® 280 SL	<ul style="list-style-type: none"> • Use this tank mixture only on corn designated as LibertyLink®. • Application of this mixture to a corn hybrid that does not contain the LibertyLink trait will result in severe crop injury or death. • Do not use crop oil concentrate (COC) as an adjuvant for this mixture or severe crop injury may occur.
Lightning®	<ul style="list-style-type: none"> • For use only on corn designated as Clearfield®. • Application of this mixture to a corn hybrid that does not contain the Clearfield trait will result in severe crop injury or death. • Do not use a Methylated Seed Oil (MSO), or an MSO blend with this mixture or severe crop injury may result.
Northstar®	<ul style="list-style-type: none"> • Use this mixture for additional weed control. Refer to product label for list of weeds controlled.
Peak®	<ul style="list-style-type: none"> • Use this mixture for additional weed control. Refer to product label for list of weeds controlled.

Tank Mix Partners ¹	Directions
Spirit®	<ul style="list-style-type: none"> Use this mixture for additional weed control. Refer to product label for list of weeds controlled.
Steadfast® Steadfast® ATZ Steadfast® Q	<ul style="list-style-type: none"> Use this mixture for additional weed control. Refer to product label for list of weeds controlled.
Stout®	<ul style="list-style-type: none"> Use this mixture for additional weed control. Refer to product label for list of weeds controlled.

¹Refer to individual product labels for precautionary statements, restrictions, rates, approved uses, and a list of weeds controlled.

ASPARAGUS

Callisto Herbicide can be applied broadcast or banded at a rate of 3.0-7.7 fl oz/A to asparagus as a spring application prior to spear emergence, as a post-harvest application (after final harvest), or both.

Use the 3.0 fl oz/A rate for postemergence control or partial control of the emerged weeds listed in Table 1. Use the 6.0-7.7 fl oz/A rate for preemergence control or partial control of the weeds listed in Table 2. For banded applications, the application must be made to account for band width, i.e. to deliver 3.0-7.7 fl oz per treated acre. For the best preemergence weed control with spring applications, Callisto Herbicide must be applied after fern mowing, disking or other tillage operation but prior to asparagus spear emergence.

When making post-harvest applications, the rate applied preemergence in the spring must be taken into account so as not to exceed the 7.7 fl oz/A/year rate limit. Post-harvest applications must be made in a way that minimizes contact with any standing asparagus spears or ferns and maximizes contact with the weeds and/or soil, e.g. by using a directed or semi-directed type application, or crop injury may occur. With post-harvest applications, the use of an adjuvant will increase the risk of crop injury.

If weeds are emerged at the time of the Callisto Herbicide application, the addition of a crop oil concentrate (COC) type adjuvant at the rate of 1% v/v **or** a nonionic surfactant (NIS) at the rate of 0.25% v/v is recommended. In addition to COC or NIS, a spray grade UAN (e.g. 28-0-0) at the rate of 2.5% v/v **or** ammonium sulfate (AMS) at the rate of 8.5 lb/100 gallons of spray solution may be added for improved burndown of emerged weeds. If weeds have not yet emerged, no adjuvant is recommended.

Restrictions:

1. Do not apply more than 7.7 fl oz/A (0.24 lb ai/A) of Callisto Herbicide per year.
2. Do not make more than two Callisto Herbicide applications per year.

3. Do not make the second application within 14 days of the first application.

BLUEGRASS, RYEGRASS (ANNUAL AND PERENNIAL) AND TALL FESCUE GROWN FOR SEED

Callisto Herbicide can be applied to bluegrass, annual ryegrass, perennial ryegrass, or tall fescue which is grown for seed. Callisto Herbicide can be applied as a preemergence application to bare soil (new seeding) or as a postemergence application to an emerged grass crop.

Preemergence Application: Apply Callisto Herbicide as a broadcast, surface spray at a rate of 6.0 fl oz/A to a newly seeded crop. The Callisto Herbicide application must be made prior to crop and weed emergence. Rainfall or irrigation as the newly seeded grass crop emerges from the soil may increase the risk of injury from Callisto Herbicide. Grass crop injury symptoms include temporary bleaching of newly emerged leaves, or in extreme conditions, stunting. For a list of preemergence weeds controlled or partially controlled see Table 2. In addition to the weeds listed in Table 2, Callisto Herbicide applied preemergence will control mannagrass.

Postemergence Application: Apply Callisto Herbicide as a broadcast postemergence spray at a rate of 3.0-6.0 fl oz/A to emerged bluegrass, perennial ryegrass or tall fescue grown for seed. Use the 3.0 fl oz/A rate for postemergence control or partial control of the weeds listed in Table 1. In addition to the weeds listed in Table 2, Callisto Herbicide applied postemergence will control mannagrass (up to 3 tillers).

Use the 6.0 fl oz/A rate for postemergence weed control plus extended residual weed control (see Table 2). The addition of a crop oil concentrate type adjuvant at 1% v/v or a nonionic surfactant (NIS) type adjuvant at a rate of 0.25% v/v is recommended. Postemergence applications of Callisto Herbicide may result in temporary bleaching of the grass crop.

In addition to COC or NIS, a spray grade UAN (e.g. 28-0-0) at the rate of 2.5% v/v or ammonium sulfate (AMS) at the rate of 8.5 lb/100 gallons of spray solution may also be added for improved control of emerged weeds. The addition of UAN or AMS will improve consistency of postemergence weed control but will also increase the risk of grass crop injury, especially at Callisto Herbicide rates greater than 3.0 fl oz/A. If grass crop injury is a concern, do not add UAN or AMS to the spray solution.

Tank mixing other pesticides with Callisto Herbicide postemergence may increase the risk of crop injury. Avoid adding pesticides with emulsifiable concentrate (EC) type formulations to Callisto Herbicide for applications made postemergence to the crop.

Restrictions:

1. Do not harvest the grass crop for seed or straw within 60 days following the application of Callisto Herbicide.

2. Do not graze or feed forage from treated areas within 14 days following harvest of seed or straw and at least 74 days after application of Callisto Herbicide.
3. Do not make more than two applications of Callisto Herbicide per year.
4. Do not make the second application within 14 days of the first application.
5. Do not apply more than 6 fl oz/A (0.19 lb ai/A) in a single application and not more than 9 fl oz/A (0.282 lb ai/A) of Callisto Herbicide per year.
6. Applications of Callisto Herbicide to grasses grown for seed species not listed on this label may result in severe injury.

BUSH AND CANEBERRIES (CROP GROUP 13-07A and 13-07B)

Note: Not all cultivars and types of berries that are included within the Environmental Protection Agencies definition of bush and caneberreries (Crop Subgroups 13-07A and 13-07B) have been tested and shown to have adequate crop safety to Callisto Herbicide. Those that have been tested, and are believed to be reasonably fit, are listed below along with use directions for that crop. If Callisto Herbicide is used on bush or caneberreries not listed below, severe crop injury may occur.

Callisto Herbicide may be applied as a pre-bloom post-directed spray in high bush blueberry, lingonberry, red currant, black currant, black raspberry, red raspberry, and blackberry. For a list of weeds controlled see Tables 1 and 2. Callisto Herbicide may be applied in bush or caneberreries at a rate up to 6 fl oz/A. If a split application weed control program is desired, 3 fl oz/A followed by 3 fl oz/A may be used. The use of a crop oil concentrate (COC) type adjuvant at the rate of 1% v/v is recommended, but avoid using COC adjuvants that are injurious to bush or caneberry leaves.

In low bush blueberries, Callisto Herbicide may only be applied in the non-bearing year. This application may be a broadcast application. Up to 6 fl oz/A of Callisto Herbicide may be applied in a single application, or 3 fl oz/A followed by 3 fl oz/A if used in a split application program. The use of a crop oil concentrate (COC) type adjuvant at 1% v/v is recommended. Applications of Callisto Herbicide during dry weather conditions and/or temperatures above 85° can cause injury to Lowbush blueberries. Applications of Callisto Herbicide can cause yellowing or necrosis of leaves and under severe conditions, leaf drop may occur especially on “Sourtop” variety blueberries.

Restrictions:

1. Do not make more than two applications of Callisto Herbicide per year.
2. Do not apply more than 6 fl oz/A (0.19 lb ai/A) of Callisto Herbicide per year.

3. If two applications are made, they must be made no closer than 14 days apart.
4. Do not apply Callisto Herbicide to bush or caneberries after the onset of the bloom stage or illegal residues may occur.

CITRUS FRUIT, POME FRUIT, STONE FRUIT AND TREE NUTS (CROP GROUP 10-10, 11-10, 12-12 AND 14-12)

Callisto Herbicide may be used for postemergence and residual control of weeds listed in Tables 1 and 2 in the following crops.

Citrus fruit (Australian desert lime, Australian finger lime, Australian round lime, Brown River finger lime, calamondin, citron, citrus hybrids, grapefruit, Japanese summer grapefruit, kumquat, lemon, lime, Mediterranean mandarin, sour orange, sweet orange, pummelo, Russell River lime, Satsuma mandarin, sweet lime, Tachibana orange, Tahiti lime, tangelo, tangerine (Mandarin), tangor, trifoliate orange, uniq fruit, cultivars, varieties and/or hybrids of these)

Pome fruit (apple, azarole, crabapple, loquat, mayhaw, medlar, pear, Asian pear, quince, Chinese quince, Japanese quince, tejocote, cultivars, varieties and/or hybrids of these)

Stone fruit (apricot, Japanese apricot, capulin, black cherry, Nanking cherry, sweet cherry, tart cherry, Chinese jujube, nectarine, peach, plum, American plum, beach plum, Canada plum, cherry plum, Chickasaw plum, Damson plum, Japanese plum, Klamath plum, prune plum, plumcot, sloe, cultivars, varieties and/or hybrids of these)

Tree nuts (African nut-tree, almond, beech nut, Brazil nut, Brazilian pine, bunya, bur oak, butternut, Cajou nut, candlenut, cashew, chestnut, chinquapin, coconut, Coquito nut, Dika nut, ginkgo, Guiana chestnut, hazelnut (filbert), heartnut, hickory nut, Japanese horse-chestnut, macadamia nut, Mongongo nut, monkey-pot, monkey puzzle nut, Okari nut, Pachira nut, peach palm nut, pecan, pequi, pili nut, pine nut, pistachio, Sapucaia nut, tropical almond, black walnut, English walnut, yellowhorn, cultivars, varieties and/or hybrids of these)

Precautions

1. To avoid crop injury, apply the spray to the grove or orchard floor and to the weeds, avoiding contact with crop foliage, stems or fruit. Contact of Callisto Herbicide with the crop may result in bleaching injury that is typically temporary. Use trunk guards to protect plants until adequate bark has developed.
2. Specified rates are based on broadcast treatment. For band applications around trees in fruit or nut plantings, reduce the broadcast rate of Callisto Herbicide and carrier per acre in proportion to the area actually sprayed. (See Banded Applications Section.)
3. Application of Callisto Herbicide in nectarine, plum or tree nuts grown in coarse soils may cause bleaching, especially when applied during time of heavy water use and root growth such as during bud break or rapid shoot expansion.

Restrictions

1. Callisto Herbicide can only be applied in pome fruit, stone fruit and nut trees that have been established for one full growing season and are in good health and vigor. Callisto Herbicide can be applied in citrus trees or citrus tree plantings that are less than 12 months old and are exhibiting normal growth and vigor.
2. Do not apply in orchards that are stressed due to poor weather or other abiotic factors.
3. Do not exceed a total of 12 fl oz per acre (0.376 lb ai/A) of Callisto Herbicide per year or in a 12-month period.
4. Do not exceed 6 fl oz per acre (0.19 lb ai/A) of Callisto Herbicide for the first application.
5. Do not exceed 3 applications per year or in a 12-month period.
6. Allow at least 12 weeks between applications of Callisto Herbicide at 6 fl oz/A and at least 6 weeks between applications of 6 fl oz/A and subsequent applications of 3 fl oz/A. (Applications must follow one of the four programs listed in Table 6 below.)
7. Do not harvest pome fruit, stone fruit or tree nuts within 30 days after application.
8. Do not harvest citrus fruit within 1 day after application.
9. Do not use on soils with greater than 20% gravel.
10. Do not apply Callisto Herbicide through any type of irrigation system.
11. Do not apply Callisto Herbicide by air.

Spray Additives

For application to emerged weeds, the use of crop oil concentrate (COC) type adjuvant at 1% v/v or non-ionic surfactant (NIS) at 0.25% v/v is recommended. Addition of ammonium sulfate or other nitrogen-based adjuvants will increase efficacy when used in combination with COC or NIS. For more information see Spray Additives section on this label.

Banded Applications

When applying a row or banded treatment of Callisto Herbicide, the following formula may be used to calculate the amount per acre:

$$\frac{\text{band width in inches}}{\text{row width in inches}} \times \text{broadcast rate per acre} = \text{Amount needed per acre of field}$$

Tank Mix Instructions

Callisto Herbicide may be mixed and applied in combination with most commonly used herbicides registered for use in the approved crops in order to expand the postemergence (Gramoxone brands, glyphosate brands, Rely® 280 or GoalTender®) or residual (Princep®, Solicam®, Matrix®, Surflan®, GoalTender, Prowl H₂O, Karmex®, Hyvar®, Krovar® or Alion®) weed control spectrum. These tank mixtures can be used to help control or manage the development of resistant weeds. The application of mixtures or sequences of effective herbicides, with different sites of action, can provide the diversity needed for management of herbicide resistance.

Refer to individual product labels for precautionary statements, restrictions, rates, approved uses and a list of weeds controlled. It is the pesticide user's responsibility to ensure that all products are registered for the intended use. Read and follow the applicable restrictions and limitations and directions for use on all product labels involved in tank mixing. Users must follow the most restrictive directions for use and precautionary statements of each product in the tank mixture.

Weed Control (Table 1 and 2)

Callisto Herbicide provides both postemergence and preemergence control of susceptible weeds. Best control is obtained if postemergence applications are made before weeds reach 5 inches in height (Table 1) or before germination of seed for preemergence control (Table 2). Rainfall or irrigation soon after application will enhance preemergence activity.

Use Directions

Apply as a directed or shielded spray. Avoid contact with trunk surfaces, fruit or crop foliage. Do not apply when nuts or fruits are on the ground at harvest. Ensure that the soil is settled, firm and relatively free of debris at time of application. Also ensure that the soil is free of depressions around trees where rain or irrigation water can concentrate. Apply the first application of Callisto Herbicide in late fall/early winter or spring and subsequent applications utilizing one of the programs noted in the Table 6.

Table 6. Callisto Herbicide Application Programs, Rates and Intervals

	Application Rate (fl oz/A)	Application
--	----------------------------	-------------

Program	1 st Application	2 nd Application	3 rd Application	Interval (wk)
1	6	6	-	12
2	6	3	-	6
3	6	3	3	6
4	3	3	3	6

For optimum postemergence weed control, apply Callisto Herbicide to actively growing weeds in tank mixture with burndown herbicides such as: Gramoxone brands, glyphosate brands, Rely 280 or GoalTender before weeds exceed 5 inches in height.

For effective residual weed control, Callisto Herbicide must be moved into the weed seed germination zone. For preemergence weed control, apply Callisto Herbicide before rainfall or irrigation. For optimum residual control Callisto Herbicide can be tank mixed with herbicides such as: Princep, Solicam, Matrix, Goal Tender, Prowl, Karmex, Hyvar, Krovar or Alion, where approved for use.

Subsequent application(s) of Callisto Herbicide can be made alone or in tank mixture, with the herbicides noted above, if weed emergence occurs.

Refer to individual product labels for precautionary statements, restrictions, rates, approved uses and a list of weeds controlled.

Apply Callisto Herbicide in a spray volume of 10-40 gal/A.

Refer to individual product labels for precautionary statements, restrictions, rates, approved uses and a list of weeds controlled. It is the pesticide user's responsibility to ensure that all products are registered for the intended use. Read and follow the applicable restrictions and limitations and directions for use on all product labels involved in tank mixing. Users must follow the most restrictive directions for use and precautionary statements of each product in the tank mixture.

CRANBERRY

Callisto Herbicide may be applied at a rate up to 8 fl oz/A to bearing or non-bearing cranberry beds for control or suppression of bog St. John's wort (*Hypericum boreala*), rushes (*Juncus canadensis*, *J. effuses*, *J. bufonlus*, *J. tenuis*), sedges spp. (*Carex* spp.), yellow loosestrife (*Lysimachia terrestris*) and silverleaf (*Potentilla pacifica*) in addition to the weeds listed in Tables 1 and 2. Callisto may be applied in cranberries at a rate up to 8 fl oz/A. The use of a crop oil concentrate (COC) type adjuvant at 1% v/v or non-ionic surfactant (NIS) at 0.25% v/v is recommended. Avoid using COC adjuvants that are injurious to cranberry leaves. In non-bearing cranberries, make the Callisto Herbicide application(s) after the bud break stage, but not less than 45 days before flooding in fall or winter. In bearing cranberries, make the Callisto Herbicide application(s) after the bud break stage, but not less than 45 days prior to flooding or harvest.

Callisto Herbicide may be applied through irrigation systems (chemigation) including center pivot or solid set.

Restrictions:

1. Do not make more than two applications of Callisto Herbicide per year.
2. Do not apply more than 16 fl oz/A (0.5 lb ai/A) in total per year.
3. If two applications are made, they must be made no closer than 14 days apart.

Chemigation – Sprinkler Irrigation Application for Cranberry Only

Check the irrigation system to ensure uniform application of water to all areas. Thorough coverage of foliage is required for good control. Good agitation in the pesticide supply tank should be maintained prior to and during the entire application period. Apply by injecting the specified rate of Callisto Herbicide into the irrigation system using a metering device that will introduce a constant flow and by distributing the product to the target areas in 0.1-0.2 acre-inch of water. In general, use the least amount of water in this range required for proper distribution and coverage.

Once the application is completed, flush the entire irrigation and injection system with clean water before stopping the system. In addition to the above directions, if application is being made during a normal irrigation set of a stationary sprinkler, the specified rate of Callisto Herbicide for the area covered should be injected into the system only during the end of the irrigation set for sufficient time to provide adequate coverage and product distribution.

Chemigation Use Directions – Sprinkler Irrigation Application

1. Apply this product only through sprinkler irrigation systems including center pivot or solid set. Do not apply this product through any other type of irrigation system.
2. Crop injury, lack of effectiveness, or illegal pesticide residues in the crop can result from nonuniform distribution of treated water.
3. If you have any questions about calibration, you should contact State Extension Service Specialists, equipment manufacturers or other experts.
4. Do not connect an irrigation system (including greenhouse systems) used for pesticide application to a public water system. Public water system means a system for the provision to the public of piped water for human consumption if such system has at least 15 service connections or regularly serves an average of at least 25 individuals daily at least 60 days out of the year.

5. A person knowledgeable of the chemigation system and responsible for its operation or under the supervision of the responsible person shall shut the system down and make necessary adjustments should the need arise.
6. The system must contain a functional check valve, vacuum relief valve, and low pressure drain appropriately located on the irrigation pipeline to prevent water source contamination from back-flow.
7. The pesticide injection pipeline must contain a functional, automatic, quick-closing check valve to prevent the flow of fluid back toward the injection pump.
8. The pesticide injection pipeline must also contain a functional, normally closed, solenoid-operated valve located on the intake side of the injection pump and connected to the system interlock to prevent fluid from being withdrawn from the supply tank when the irrigation system is either automatically or manually shut down.
9. The system must contain functional interlocking controls to automatically shut off the pesticide injection pump when the water pump motor stops.
10. The irrigation line or water pump must include a functional pressure switch which will stop the water pump motor when pressure decreases to the point where pesticide distribution is adversely affected.
11. Systems must use a metering pump, such as a positive displacement injection pump (e.g. diaphragm pump) effectively designed and constructed of materials that are compatible with pesticides and are capable of being fitted with a system interlock.
12. Any alternatives to the above required safety devices must conform to the list of EPA approved alternative devices.
13. Do not apply when wind speed favors drift beyond the area intended for treatment or nonuniform distribution of treated water.

Additional Restrictions: 1) Do not apply directly to water or areas where surface water is present outside the bog system. 2) Do not contaminate water when disposing of equipment wash water or rinsate. 3) Do not apply within 10 feet of surface water outside the bog system. 4) Do not spray to runoff.

Callisto Herbicide may be applied preemergence in flax, i.e. after planting but before crop emergence, at a rate up to 6 fl oz/A. For a list of weeds controlled see Tables 1 and 2. If weeds are emerged at the time of application, the use of a crop oil concentrate (COC) type adjuvant at the rate of 1% v/v is recommended. In addition, a spray grade UAN (e.g., 28-0-0) at the rate of 2.5% (v/v) or AMS at the rate of 8.5 lb/100 gal of spray solution may be added to improve the burndown of existing weeds. Applications of Callisto Herbicide to emerged flax can result in severe crop injury.

Restrictions:

1. Do not make more than one application of Callisto Herbicide per year.
2. Do not apply more than 6 fl oz/A (0.19 lb ai/A) per year in flax.

OATS

Callisto Herbicide can be applied preemergence or postemergence (but not both) for weed control in oats.

For preemergence control or partial control of the weeds listed in Table 2, apply Callisto Herbicide broadcast at a rate of 6.0 fl oz/A prior to oat emergence. For best preemergence weed control, the Callisto Herbicide application must be made prior to weed emergence.

For postemergence (after oat emergence) control or partial control of the weeds listed in Table 1, apply Callisto Herbicide at a rate of 3.0 fl oz/A. For best results, Callisto Herbicide must be applied to emerged weeds that are less than 5" tall. Postemergence applications of Callisto Herbicide may result in temporary injury of the oat crop. Injury symptoms may include leaf bleaching, leaf burn and in extreme conditions, stunting.

If emerged weeds are present at the time of the Callisto Herbicide application, the addition of a crop oil concentrate (COC) type adjuvant at a rate of 1% v/v **or** a nonionic surfactant (NIS) type adjuvant at a rate of 0.25% v/v is recommended. In addition to COC or NIS, a spray grade UAN (e.g. 28-0-0) at the rate of 2.5% v/v **or** ammonium sulfate (AMS) at the rate of 8.5 lb/100 gallons of spray solution may be added for improved weed control. If emerged weeds are not present at the time of the Callisto Herbicide application, no additives are recommended. If oat injury is a concern, eliminating the use of UAN or AMS will reduce the risk for postemergence crop injury. Additionally, the use of NIS instead of COC will also reduce the oat injury risk. However, weed control is also reduced if UAN or AMS is eliminated and when switching from COC to NIS.

Tank mixing other pesticides with Callisto Herbicide postemergence may increase the risk of injury. Avoid adding pesticides with emulsifiable concentrate (EC) type formulations to Callisto Herbicide for applications made postemergence to the crop.

Restrictions:

1. Do not graze or feed forage from treated areas within 30 days following an application of Callisto Herbicide.
2. Do not harvest oats within 50 days following the application of Callisto Herbicide.
3. Do not make more than one application of Callisto Herbicide per year.
4. Do not apply Callisto Herbicide preemergence (prior to oat emergence) at more than 6.0 fl oz/A (0.19 lb ai/A) per year.
5. Do not apply Callisto Herbicide postemergence at more than 3.0 fl oz/A (0.094 lb ai/A) per year.
6. If the oat crop treated with Callisto Herbicide is lost or destroyed, oats may be replanted immediately. If Callisto Herbicide was applied to the lost oat crop, no additional Callisto Herbicide can be applied to the replanted oat crop.

OKRA

Callisto Herbicide can be applied as a row-middle or a hooded post-direct treatment (but not both) for weed control in okra.

Preemergence row-middle application: Apply Callisto Herbicide at a rate of 6.0 fl oz/A as a banded application to the row middles prior to weed emergence. For this banded application, leave one foot of untreated area over the okra row or 6" to each side of the planted row. For banded applications, the application must be made to account for band width, i.e. to deliver 6.0 fl oz per treated acre. Do not apply Callisto Herbicide directly over the planted okra row or severe crop injury may occur. Injury risk is greatest on coarse textured soils (sand, sandy loam or loamy sand).

Postemergence hooded application: Apply Callisto Herbicide at a rate of 3.0 fl oz/A as a postemergence directed application using a hooded sprayer for control or partial control of the weeds listed in Table 1. Okra must be at least 3" tall at the time of this application. It is recommended that a nonionic surfactant (NIS) type adjuvant at a rate of 0.25% v/v be added to the spray solution. For postemergence hooded applications, the spray equipment must be set up to minimize the amount of Callisto Herbicide that contacts the okra foliage or crop injury will occur. For best postemergence results, Callisto Herbicide must be applied to actively growing weeds.

Restrictions:

1. Do not harvest okra within 28 days following the application of Callisto Herbicide.

2. Do not make more than one application of Callisto Herbicide per year.
3. Do not apply Callisto Herbicide as a row-middle application at more than 6.0 fl oz/A (0.19 lb ai/A) per year.
4. Do not apply Callisto Herbicide as a post-directed application at more than 3.0 fl oz/A (0.094 lb ai/A) per year.
5. Do not apply Callisto Herbicide as a broadcast preemergence or broadcast postemergence application to okra or severe injury will occur.
6. If the okra crop treated with Callisto Herbicide is lost or destroyed, okra can be replanted only in the soil band that was not treated with Callisto Herbicide.

PEARL MILLET

Callisto Herbicide may be applied preemergence in pearl millet, i.e. after planting but before crop emergence, at a rate up to 6 fl oz/A. For a list of weeds controlled see Table 2. If weeds are emerged at the time of application, the use of a crop oil concentrate (COC) type adjuvant at the rate of 1% v/v is recommended. In addition, a spray grade UAN (e.g., 28-0-0) at the rate of 2.5% (v/v) or AMS at the rate of 8.5 lb/100 gal of spray solution may be added to improve the burndown of existing weeds. Applications of Callisto Herbicide to emerged pearl millet can result in severe crop injury.

Restrictions:

1. Do not make more than one application of Callisto Herbicide per year.
2. Do not apply more than 6 fl oz/A (0.19 lb ai/A) per year.

RHUBARB

Callisto Herbicide can be applied prior to crop emergence for weed control in established rhubarb.

Apply Callisto Herbicide at a rate of 6.0 fl oz/A to dormant (prior to any spring green-up) rhubarb for control or partial control of the weeds listed in Table 2. If weeds are emerged at the time of application, it is recommended that a crop oil concentrate (COC) type adjuvant at 1% v/v **or** a nonionic surfactant (NIS) type adjuvant at a rate of 0.25% v/v be added to the spray solution. Applications of Callisto Herbicide to rhubarb that is not dormant may result in a temporary bleaching symptomology. Rainfall or irrigation after the Callisto Herbicide application may increase the risk of injury to emerging rhubarb.

Restrictions:

1. Do not harvest rhubarb within 21 days following the application of Callisto Herbicide.
2. Do not make more than one application of Callisto Herbicide per year.
3. Do not apply Callisto Herbicide at more than 6.0 fl oz/A (0.19 lb ai/A) per year.

SORGHUM (GRAIN AND SWEET)

Preemergence Application: Callisto Herbicide can be applied preemergence or preplant non-incorporated up to 21 days before planting sorghum for control or partial control of the weeds listed in Table 2.

Apply Callisto Herbicide preemergence at a rate of 6.0-6.4 fl oz/A as a broadcast non-incorporated application prior to sorghum emergence. Applying Callisto Herbicide less than 7 days before sorghum planting will increase the risk of crop injury, especially if irrigation or rainfall is received following the application. Injury symptoms include temporary bleaching of newly emerging sorghum leaves. Applying Callisto Herbicide more than 7 days (but not more than 21) prior to planting will reduce the risk of crop injury.

If Callisto Herbicide is applied prior to planting, minimize disturbance of the herbicide treated soil barrier during the planting process in order to lessen the potential for weed emergence.

If emerged weeds are present at the time of the preemergence application, it is recommended that a nonionic surfactant (NIS) type adjuvant at a rate of 0.25% v/v **or** a crop oil concentrate (COC) type adjuvant at a rate of 1% v/v be added to the spray solution. In addition to COC or NIS, a spray grade UAN at a rate of 2.5% v/v **or** ammonium sulfate (AMS) at a rate of 8.5 lb/100 gallons of spray solution can be added to the spray solution.

Preemergence Application Restrictions:

1. Do not apply more than 6.4 fl oz/A (0.2 lb ai/A) of Callisto Herbicide per year.
2. Do not make more than one application of Callisto Herbicide per year.
3. Do not apply Callisto Herbicide to emerged sorghum or severe crop injury may occur.
4. Do not use Callisto Herbicide in the production of forage sorghum, sudangrass, sorghum-sudangrass hybrids, or dual purpose sorghum.

5. Do not apply Callisto Herbicide to sorghum that is grown on coarse textured soils (e.g. sandy loam, loamy sand, sand).
6. In the State of Texas, do not apply Callisto Herbicide to sorghum grown south of Interstate 20 (I-20) or east of Highway 277.

Post-Directed: Callisto Herbicide can be applied post-directed to grain sorghum for control or partial control of the weeds listed in Table 1. For best results, apply Callisto Herbicide to actively growing weeds.

Apply Callisto Herbicide at a rate of 3 fl oz/A as a post-directed application when the grain sorghum is a minimum of 8 inches tall. Make the application by directing the spray between the crop rows and towards the base of the grain sorghum plant. Direct application of Callisto Herbicide onto grain sorghum foliage can result in crop injury including temporary bleaching. If crop injury does occur, newly emerging leaves following application are typically unaffected.

It is recommended that a nonionic surfactant (NIS) type adjuvant at a rate of 0.25% v/v **or** a crop oil concentrate (COC) type adjuvant at a rate of 1% v/v be added to the spray solution. In addition to COC or NIS, a spray grade Urea Ammonium Nitrate (UAN) at a rate of 2.5% v/v **or** ammonium sulfate (AMS) at a rate of 8.5 lb/100 gallons of spray solution can be added to the spray solution.

Callisto Herbicide may be tank mixed with other herbicides registered for grain sorghum for improved spectrum of weed control. Additionally, these tank mixtures can be used to include a herbicide with a different mode of action to help control or manage the development of resistant weed biotypes.

Post-Directed Restrictions:

1. Do not apply more than one post-directed application of Callisto Herbicide.
2. Do not apply more than 3.0 fl oz/A (0.094 lb ai/A) of Callisto Herbicide post-directed and not more than 6.4 fl oz/A (0.2 lb ai/A) of Callisto Herbicide per year.
3. Do not apply Callisto Herbicide broadcast over-the-top to emerged sorghum or severe crop injury may occur.
4. Do not harvest grain sorghum for forage for 30 days following application.
5. Do not harvest for grain or stover for 60 days following application.
6. Do not apply Callisto Herbicide after the sorghum seedhead has begun to emerge.

7. Do not use Callisto Herbicide in the production of forage sorghum, sudangrass, or sorghum-sudangrass hybrids.

SOYBEAN

Callisto Herbicide can be applied preemergence to soybeans that are identified as mesotrione tolerant. Applications to soybeans that are not mesotrione tolerant will result in significant crop injury. For a list of mesotrione tolerant soybean varieties, contact a Syngenta Technical Representative.

Preemergence Application: For preemergence control of the weeds listed in Table 2, apply Callisto Herbicide prior to soybean emergence at a rate of 6.0 fl oz/A. Apply the higher rate for longer residual control. Callisto Herbicide may be tank mixed with other registered soybean herbicides such as Dual Magnum®, Dual II Magnum, and Prefix®. Refer to the tank mix partner label and follow all precautions and restrictions.

If weeds are emerged at the time of application, add either a non-ionic surfactant (NIS) at 1 qt/100 gallons (0.25% v/v) or a crop oil concentrate (COC) at 1 gallon/100 gallons (1% v/v). In addition to NIS or COC, it is also recommended to add either ammonium sulfate (AMS) at 8.5-17 lb/100 gallon (or equivalent).

Restrictions:

1. Apply no more than 6.0 fl oz/A (0.19 lb ai/A) per year.
2. Do not make more than one application of Callisto Herbicide per year.
3. Do not apply Callisto Herbicide to emerged soybeans.
4. Do not graze or feed soybean forage or hay to livestock.

SUGARCANE

Callisto Herbicide can be applied by ground for preemergence, postemergence over-the-top or postemergence directed weed control in sugarcane.

Callisto Herbicide may also be applied aerially for preemergence or postemergence weed control only in the following states: Florida, Louisiana and Texas.

Preemergence Applications: Apply Callisto Herbicide for preemergence weed control at 6.0-7.7 fl oz/A after the planting of plant-cane or after harvest of ratoon-cane. For a list of weeds controlled preemergence, refer to Table 2. If some weeds are already emerged at the time of application, add a crop oil concentrate (COC) type adjuvant at a rate of 1% v/v **or** a nonionic surfactant (NIS) type adjuvant at a rate of 0.25% v/v to the spray solution. In addition to COC or NIS, a spray grade UAN at a rate of 2.5% v/v **or** ammonium sulfate (AMS) at a rate of 8.5 lb/100 gallons of spray solution can be added

to the spray solution. For improved preemergence weed control, AAtrex or Evik® can be tank mixed with Callisto Herbicide. Refer to the tank mix partner label for specific rates and use directions. It is the pesticide user's responsibility to ensure that all products are registered for the intended use. Read and follow the applicable restrictions and limitations and directions for use on all product labels involved in tank mixing. Users must follow the most restrictive directions for use and precautionary statements of each product in the tank mixture.

Postemergence Applications: Apply Callisto Herbicide postemergence at 3.0 fl oz/A for control of the weeds listed in Table 1. Postemergence applications may be made as a post-over-the-top or as a post-directed spray to the base of the sugarcane. If a preemergence application was made earlier in the season, only one postemergence application can be made. If no preemergence application was made earlier in the season, both a post-over-the-top and a post-directed application can be made. For best results, Callisto Herbicide must be applied to actively growing weeds.

For postemergence applications, it is recommended that a crop oil concentrate (COC) type adjuvant at a rate of 1% v/v **or** a nonionic surfactant (NIS) type adjuvant be added to the spray solution. In addition to COC or NIS, the use of a spray grade UAN (e.g. 28-0-0) at 2.5% v/v **or** ammonium sulfate (AMS) at a rate of 8.5 lb/100 gallons of spray solution can be added for improved control of weeds.

For additional postemergence weed control, Callisto Herbicide can be tank mixed with atrazine, Asulox® and/or Envoke®. Refer to the tank mix product labels for specific rates and use directions.

Restrictions:

1. Do not apply more than 7.7 fl oz/A (0.24 lb ai/A) of Callisto Herbicide as a preemergence application.
2. Do not apply more than 3.0 fl oz/A (0.094 lb ai/A) of Callisto Herbicide in a postemergence application.
3. Do not make more than two applications of Callisto Herbicide per year. If a preemergence application of Callisto Herbicide is made, only one postemergence application is allowed.
4. Do not make the second application within 14 days of the first application.
5. Do not apply more than 10.7 fl oz/A (0.334 lb ai/A) of Callisto Herbicide per year.
6. Do not harvest sugarcane within 114 days following a post-over-the-top application of Callisto Herbicide (114 day PHI).

7. Do not harvest sugarcane within 100 days following a post-directed application of Callisto Herbicide (100 day PHI).

STORAGE AND DISPOSAL

Do not contaminate water, food, or feed by storage or disposal.

Pesticide Storage

Keep container tightly closed when not in use. Do not store near seed, fertilizers, or foodstuffs. Can be stored at temperatures as low as -20°F. Keep away from heat and flame.

Pesticide Disposal

Open dumping is prohibited. Waste resulting from the use of this product may be disposed of on site or at an approved waste disposal facility.

Container Handling [Less Than or Equal to 5 Gallons]

Non-refillable container. Do not reuse or refill this container. Triple rinse container (or equivalent) promptly after emptying. Triple rinse as follows: Empty the remaining contents into application equipment or mix tank and drain for 10 seconds after the flow begins to drip. Fill the container $\frac{1}{4}$ full with water and recap. Shake for 10 seconds. Pour rinsate into application equipment or mix tank or store rinsate for later use or disposal. Drain for 10 seconds after the flow begins to drip. Repeat this procedure two more times. Then offer for recycling if available or puncture and dispose of in a sanitary landfill, or by incineration, or by other procedures approved by state and local authorities.

Container Handling [Greater Than 5 Gallons]

Non-refillable container. Do not reuse or refill this container. Triple rinse container (or equivalent) promptly after emptying. Triple rinse as follows: Empty the remaining contents into application equipment or a mix tank. Fill the container $\frac{1}{4}$ full with water. Replace and tighten closures. Tip container on its side and roll it back and forth, ensuring at least one complete revolution, for 30 seconds. Stand the container on its end and tip it back and forth several times. Turn the container over onto its other end and tip it back and forth several times. Empty the rinsate into application equipment or a mix tank or store rinsate for later use or disposal. Repeat this procedure two more times. Then offer for recycling if available or puncture and dispose of in a sanitary landfill, or by incineration, or by other procedures approved by state and local authorities.

Container Handling [Greater Than 5 Gallons]

Refillable container. Refill this container with pesticide only. Do not reuse this container for any other purpose. Cleaning the container before final disposal is the responsibility of the person disposing of the container. Cleaning before refilling is the responsibility of the person refilling. To clean container before final disposal, empty the remaining contents from this container into application equipment or mix tank. Fill the container about 10 percent full with water. Agitate vigorously or recirculate water with the pump for 2 minutes. Pour or pump rinsate into application equipment or rinsate collection system. Repeat this rinsing procedure two more times. Then offer for recycling if available or puncture and dispose of in a sanitary landfill, or by incineration, or by other procedures approved by state and local authorities.

CONDITIONS OF SALE AND LIMITATION OF WARRANTY AND LIABILITY

NOTICE: Read the entire Directions for Use and Conditions of Sale and Limitation of Warranty and Liability before buying or using this product. If the terms are not acceptable, return the product at once, unopened, and the purchase price will be refunded.

The Directions for Use of this product must be followed carefully. It is impossible to eliminate all risks inherently associated with the use of this product. Crop injury, ineffectiveness or other unintended consequences may result because of such factors as manner of use or application, weather or crop conditions, presence of other materials or other influencing factors in the use of the product, which are beyond the control of SYNGENTA CROP PROTECTION, LLC or Seller. To the extent permitted by applicable law, Buyer and User agree to hold SYNGENTA and Seller harmless for any claims relating to such factors.

SYNGENTA warrants that this product conforms to the chemical description on the label and is reasonably fit for the purposes stated in the Directions for Use, subject to the inherent risks referred to above, when used in accordance with directions under normal use conditions. To the extent permitted by applicable law: (1) this warranty does not extend to the use of the product contrary to label instructions, or under conditions not reasonably foreseeable to or beyond the control of Seller or SYNGENTA, and (2) Buyer and User assume the risk of any such use. **TO THE EXTENT PERMITTED BY APPLICABLE LAW, SYNGENTA MAKES NO WARRANTIES OF MERCHANTABILITY OR OF FITNESS FOR A PARTICULAR PURPOSE NOR ANY OTHER EXPRESS OR IMPLIED WARRANTY EXCEPT AS WARRANTED BY THIS LABEL.**

To the extent permitted by applicable law, in no event shall SYNGENTA be liable for any incidental, consequential or special damages resulting from the use or handling of this product. **TO THE EXTENT PERMITTED BY APPLICABLE LAW, THE EXCLUSIVE REMEDY OF THE USER OR BUYER, AND THE EXCLUSIVE LIABILITY OF SYNGENTA AND SELLER FOR ANY AND ALL CLAIMS, LOSSES, INJURIES OR DAMAGES (INCLUDING CLAIMS BASED ON BREACH OF WARRANTY,**

**CONTRACT, NEGLIGENCE, TORT, STRICT LIABILITY OR OTHERWISE)
RESULTING FROM THE USE OR HANDLING OF THIS PRODUCT, SHALL BE THE
RETURN OF THE PURCHASE PRICE OF THE PRODUCT OR, AT THE ELECTION
OF SYNGENTA OR SELLER, THE REPLACEMENT OF THE PRODUCT.**

SYNGENTA and Seller offer this product, and Buyer and User accept it, subject to the foregoing Conditions of Sale and Limitation of Warranty and Liability, which may not be modified except by written agreement signed by a duly authorized representative of SYNGENTA.

AAtrex®, AAtrex® Nine-O®, Agrisure®, Bicep II Magnum®, Bicep Lite II Magnum®, Callisto®, Callisto® Xtra, Callisto Plant Technology®, Dual II Magnum®, Dual Magnum®, Envoke®, Evik®, Gramoxone®, Halex® GT, Lexar® EZ, Lumax® EZ, Northstar®, Peak®, Prefix®, Princep®, Solicam®, Spirit®, Warrior®, Zemax®, and the SYNGENTA Logo are Trademarks of a Syngenta Group Company.

Accent®, Accent® Q, Basis®, Basis® Gold, Cinch®, Cinch® ATZ, Cinch® ATZ Lite, Hyvar®, Krovar®, Matrix®, Steadfast®, Steadfast® ATZ, Steadfast® Q, and Stout®, are trademarks of E. I. du Pont de Nemours and Company.

Alion®, Balance® Flexx, Buctril®, Capreno®, Corvus®, Ignite®, Ignite® 280 SL, Laudis®, LibertyLink®, and Rely® 280 are trademarks of Bayer CropScience.

Armezon™, Banvel®, Basagran®, Clearfield®, Counter®, Guardsman Max®, Lightning®, Outlook®, and Prowl® are trademarks of BASF Corporation.

Asulox® and Surflan® are trademarks of United Phosphorous, Inc.

Degree®, Degree Xtra®, Harness®, Harness® Xtra, Harness® Xtra 5.6L, and Roundup Ready® are trademarks of Monsanto Company.

Fultime®, GoalTender®, Keystone®, Keystone® LA, Lorsban®, Surpass® EC, and TopNotch® are trademarks of Dow AgroSciences.

Impact® is a trademark of Amvac Chemical Corporation.

Karmex® is a trademark of Makhteshim Agan of North America, Inc.

Moxy® is a trademark of Winfield Solutions, LLC.

©201X Syngenta

<p>For non-emergency (e.g., current product information), call Syngenta Crop Protection at 1-800-334-9481.</p>
--

Manufactured for:
Syngenta Crop Protection, LLC
P. O. Box 18300
Greensboro, North Carolina 27419-8300

SCP 1131A

Callisto Herbicide 1131 MAS 0515 AMEND-E 0817-CL – kdy – 3/12/18
000100-01131.20170809E.CALLISTO_HERB_AMEND-AUG2017-CL.pdf

MESOTRIONE GROUP 27 HERBICIDE

PULL HERE TO OPEN ►



Callisto® Herbicide

syngenta®

For Control of Annual Broadleaf Weeds in Field Corn,
Seed Corn, Yellow Popcorn, Soybean, Sweet Corn,
and Other Listed Crops

Active Ingredient:

Mesotrione: (CAS No. 104206-82-8) 40.0%

Other Ingredients: 60.0%

Total: 100.0%

Callisto® Herbicide is formulated as a suspension concentrate (SC) and contains 4 lb of active ingredient mesotrione per gallon.

**KEEP OUT OF REACH OF CHILDREN.
CAUTION**

See additional precautionary statements and directions for use inside booklet.



Callisto Plant Technology®

EPA Reg. No. 100-1131 EPA Est. 100-NE-001

Product of China
Formulated in the USA

SCP 1131A-L1R 0318
4134013



1 gallon
Net Contents



FIRST AID	
If in eyes	<ul style="list-style-type: none"> • Hold eye open and rinse slowly and gently with water for 15-20 minutes. Remove contact lenses, if present, after the first 5 minutes, then continue rinsing eye. • Call a poison control center or doctor for treatment advice.
If on skin or clothing	<ul style="list-style-type: none"> • Take off contaminated clothing. • Rinse skin immediately with plenty of water for 15-20 minutes. • Call a poison control center or doctor for treatment advice.
If inhaled	<ul style="list-style-type: none"> • Move person to fresh air. • If person is not breathing, call 911 or an ambulance, then give artificial respiration, preferably mouth-to-mouth, if possible. • Call a poison control center or doctor for further treatment advice.
If swallowed	<ul style="list-style-type: none"> • Call a poison control center or doctor immediately for treatment advice. • Have person sip a glass of water if able to swallow. • Do not induce vomiting unless told to by the poison control center or doctor. • Do not give anything by mouth to an unconscious person.
Have the product container or label with you when calling a poison control center or doctor, or going for treatment.	
HOTLINE NUMBER For 24-Hour Medical Emergency Assistance (Human or Animal), or Chemical Emergency Assistance (Spill, Leak, Fire, or Accident) Call 1-800-888-8372	

PRECAUTIONARY STATEMENTS

Hazards to Humans and Domestic Animals

CAUTION

Harmful if absorbed through skin. Prolonged or frequently repeated skin contact may cause allergic reactions in some individuals. Avoid contact with skin, eyes, or clothing.

continued...

PRECAUTIONARY STATEMENTS (continued)

Personal Protective Equipment (PPE)

Applicators and other handlers must wear:

- Long-sleeved shirt and long pants
- Shoes plus socks
- Chemical-resistant gloves

Follow manufacturer's instructions for cleaning/maintaining PPE. If no such instructions for washables exist, use detergent and hot water. Keep and wash PPE separately from other laundry.

Engineering Controls

When handlers use closed systems or enclosed cabs in a manner that meets the requirements listed in the Worker Protection Standard (WPS) for agricultural pesticides [40 CFR 170.240(d) (4-6)], the handler PPE requirements may be reduced or modified as specified in the WPS.

User Safety Recommendations

Users should:

- Wash hands before eating, drinking, chewing gum, using tobacco, or using the toilet.
- Remove clothing/PPE immediately if pesticide gets inside. Then wash thoroughly and put on clean clothing.
- Remove PPE immediately after handling this product. Wash the outside of gloves before removing. As soon as possible, wash thoroughly and change into clean clothing.

Environmental Hazards

Do not apply directly to water, or to areas where surface water is present, or to intertidal areas below the mean high water mark. Do not contaminate water when disposing of equipment wash water or rinsate.

Surface Water Advisory

This product may contaminate water through drift of spray in wind. This product has a high potential for runoff for several weeks after application. Poorly draining soils and soils with shallow water tables are more prone to produce runoff that contains this product. A level, well maintained vegetative buffer strip between areas to which this product is applied and surface water features such as ponds, streams, and springs will reduce the potential for contamination of water from runoff. Runoff of this product will be reduced by avoiding applications when rainfall is forecasted to occur within 48 hours. Sound erosion control practices will reduce this product's contribution to surface water contamination.

Physical and Chemical Hazards

Do not use or store near heat or open flame.

DIRECTIONS FOR USE

It is a violation of Federal Law to use this product in a manner inconsistent with its labeling.

Do not apply this product in a way that will contact workers or other persons, either directly or through drift. Only protected handlers may be in the area during application. For any requirements specific to your State or Tribe, consult the agency responsible for pesticide regulation.

AGRICULTURAL USE REQUIREMENTS

Use this product only in accordance with its labeling and with the Worker Protection Standard, 40 CFR Part 170. This Standard contains requirements for the protection of agricultural workers on farms, forests, nurseries, and greenhouses, and handlers of agricultural pesticides. It contains requirements for training, decontamination, notification, and emergency assistance. It also contains specific instructions and exceptions pertaining to the statements on this label about personal protective equipment (PPE) and restricted-entry interval. The requirements in this box only apply to uses of this product that are covered by the Worker Protection Standard.

Do not enter or allow worker entry into treated areas during the restricted entry interval (REI) of 12 hours.

PPE required for early entry to treated areas that is permitted under the Worker Protection Standard and that involves contact with anything that has been treated, such as plants, soil, or water, is:

- Coveralls
- Shoes plus socks
- Chemical-resistant gloves

PRODUCT INFORMATION

Callisto Herbicide is a systemic preemergence and postemergence herbicide for the selective contact and residual control of broadleaf weeds in field corn, seed corn, yellow popcorn, sweet corn, and other listed crops. When used preemergence, weeds take up the product through the soil during emergence. Dry conditions following application may reduce the preemergence activity of Callisto Herbicide. If an activating rain (0.25 inches) is not received within 7-10 days after a preemergence application, where appropriate, rotary hoeing is suggested to activate the herbicide. When used postemergence, susceptible weeds take up the herbicide through the treated foliage and cease growth soon after application. Complete death of the weeds may take up to 2 weeks. The product is absorbed through the soil and/or by the foliage of emerged weeds.

Callisto Herbicide is not effective for the control of most grass weeds. Preemergence grass herbicides or postemergence grass herbicides can be tank mixed with Callisto Herbicide to provide broad spectrum weed control in corn (see appropriate section of label for this information). Callisto Herbicide can be applied postemergence following a preemergence grass herbicide application. Callisto Herbicide can also be used in combination with a burndown herbicide, prior to planting, to provide added burndown and residual weed control in field corn, seed corn, yellow popcorn, and sweet corn.

WEED RESISTANCE MANAGEMENT

MESOTRIONE	GROUP	27	HERBICIDE
------------	-------	----	-----------

Naturally occurring biotypes of certain broadleaf weed species with resistance to triazines, glyphosate, PPO, HPPD and ALS inhibiting herbicides are known to exist. Performance of Callisto Herbicide is not affected by the presence of biotypes resistant to triazines, glyphosate, PPO or ALS inhibiting herbicides.

To prevent the risk of weeds developing resistance to Callisto Herbicide in corn, always use full labeled rates. If applying Callisto Herbicide postemergence after a mesotrione-containing preemergence herbicide, always add atrazine as a tank mix partner. No more than 0.24 lb of mesotrione active ingredient must be applied per acre of corn per year (equivalent of 7.7 fl oz per acre per year of Callisto Herbicide). If additional herbicide must be applied, it is recommended that a different mode of action be used, i.e., other than an HPPD inhibitor (Group 27 Herbicide). Callisto Herbicide must be applied at full label rates to help prevent selection for, or population shifts toward, marginally resistant weed species and/or species biotypes.

Principles of Herbicide Resistant Weed Management

Scout and know your field

- Know weed species present in the field to be treated through scouting and field history. An understanding of weed biology is useful in designing a resistance management strategy. Ensure the weed management program will control all weeds present.
- Fields should be scouted prior to application to determine species present and growth stage. Always apply this herbicide at the full labeled rate and correct timing for the weeds present in the field.

Utilize non-herbicidal practices to add diversity

- Use diversified management tactics such as cover crops, mechanical weed control, harvest weed seed control, and crop rotation as appropriate.

Use good agronomic practices, start clean and stay clean

- Use good agronomic practices that enhance crop competitiveness.
- Plant into weed-free fields utilizing tillage or an effective burndown herbicide for control of emerged weeds.
- Sanitize farm equipment to avoid spreading seed or vegetative propagules prior to leaving fields.

Difficult to control weeds

- Fields with difficult to control weeds should be planted in rotation with crops that allow the use of herbicides with an alternative mode of action or different management practices.
- Difficult to control weeds may require sequential applications, such as a broad spectrum preemergence herbicide followed by one or more postemergence herbicide applications. Utilize herbicides containing different modes of action effective on the target weeds in sequential applications.

Do not overuse the technology

- Do not use more than two applications of this or any other herbicide with the same mode of action in a single growing season unless mixed with an herbicide with a different mode of action which provides overlapping spectrum for the difficult to control weeds.

Scout and inspect fields following application

- Prevent an influx of weeds into the field by controlling weeds in field borders.
- Scout fields after application to verify that the treatment was effective.

- Suspected- herbicide resistant weeds may be identified by these indicators
 - Failure to control a weed species normally controlled by the herbicide at the dose applied, especially if control is achieved on adjacent weeds;
 - A spreading patch of non-controlled plants of a particular weed species; and
 - Surviving plants mixed with controlled individuals of the same species.
- Report non-performance of this product to your Syngenta retailer, Syngenta representative, or call 1-866-Syngenta (866-796-4368). If resistance is suspected ensure weed escapes are controlled using an herbicide with an effective mode of action and/or use non-chemical means to prevent further seed production.

Prevent weed escapes before, during, and after harvest

- Do not allow weed escapes to produce seed or vegetative structures such as tubers or stolons which contribute to spread and survival. Consider harvest weed seed management and control weeds post-harvest to prevent seed production.

Resistant weeds

- Contact your local Syngenta representative, retailer, crop advisor or extension agent to determine if weeds resistant to this mode of action are present in your area. If resistant biotypes have been reported, use the full labeled rate of this product, apply at the labeled timing, and tank-mix with a different mode of action product so there are multiple effective modes of application for each suspected resistant weed.

USE RESTRICTIONS

Do not apply Callisto Herbicide to white popcorn or ornamental (Indian) corn.

Do not cultivate corn within 7 days before or after a Callisto Herbicide application as weed control from the Callisto Herbicide application may be reduced.

Do not apply this product through any type of irrigation system unless specified otherwise under the specific crop section on the label.

Do not apply this product with suspension fertilizers as the carrier.

Do not apply Callisto Herbicide postemergence in a tank mix with emulsifiable concentrate grass herbicides, unless specifically addressed under one of the tank mix sections of this label, or injury may occur.

Do not use aerial application to apply Callisto Herbicide unless specified otherwise under the specific crop section on the label.

USE PRECAUTIONS

Severe corn injury resulting in yield loss may occur if Callisto Herbicide is applied postemergence to corn that was treated with Counter® or Lorsban®.

Severe corn injury resulting in yield loss may occur if Callisto Herbicide is applied foliar postemergence to corn in a tank mix with any organophosphate or carbamate insecticide.

Severe corn injury resulting in yield loss may occur if any organophosphate or carbamate insecticide is applied foliar postemergence within 7 days before or 7 days after Callisto Herbicide application.

When weeds are stressed due to drought, heat, lack of fertility, flooding, or prolonged cool temperatures, control can be reduced or delayed since the weeds are not actively growing. Weed escapes or regrowth may occur when application is made under prolonged stress conditions. Optimum weed control will be obtained if an application of Callisto Herbicide is made following label directions when weeds are actively growing.

Callisto Herbicide may be applied with pyrethroid type insecticides (e.g., Warrior®).

SPRAY DRIFT MANAGEMENT

As with all crop protection products, it is important to avoid off-target movement onto adjacent land or crops, as even small amounts may injure sensitive plants. To reduce spray drift, the following spray drift management requirements must be followed.

SPRAY DRIFT Ground Boom Applications

- Apply with the nozzle height recommended by the manufacturer, but no more than 3 feet above the ground or crop canopy unless making a turf, pasture, or rangeland application, in which case applicators may apply with a nozzle height no more than 4 feet above the ground.
- For applications prior to the emergence of crops and target weeds, applicators are required to use a Coarse or coarser droplet size (ASABE S572.1).
- For all other applications, applicators are required to use a Medium or coarser droplet size (ASABE S572.1).
- Do not apply when wind speeds exceed 10 miles per hour at the application site.
- Do not apply during temperature inversions.

SPRAY DRIFT ADVISORIES

THE APPLICATOR IS RESPONSIBLE FOR AVOIDING OFF-SITE SPRAY DRIFT.
BE AWARE OF NEARBY NON-TARGET SITES AND ENVIRONMENTAL CONDITIONS.

IMPORTANCE OF DROPLET SIZE

An effective way to reduce spray drift is to apply large droplets. Use the largest droplets that provide target pest control. While applying larger droplets will reduce spray drift, the potential for drift will be greater if applications are made improperly or under unfavorable environmental conditions.

Controlling Droplet Size – Ground Boom

- Volume - Increasing the spray volume so that larger droplets are produced will reduce spray drift. Use the highest practical spray volume for the application. If a greater spray volume is needed, consider using a nozzle with a higher flow rate.
- Pressure - Use the lowest spray pressure recommended for the nozzle to produce the target spray volume and droplet size.
- Spray Nozzle - Use a spray nozzle that is designed for the intended application. Consider using nozzles designed to reduce drift.

BOOM HEIGHT – Ground Boom

Use the lowest boom height that is compatible with the spray nozzles that will provide uniform coverage. For ground equipment, the boom should remain level with the crop and have minimal bounce.

SHIELDED SPRAYERS

Shielding the boom or individual nozzles can reduce spray drift. Consider using shielded sprayers. Verify that the shields are not interfering with the uniform deposition of the spray on the target area.

TEMPERATURE AND HUMIDITY

When making applications in hot and dry conditions, use larger droplets to reduce effects of evaporation.

TEMPERATURE INVERSIONS

Drift potential is high during a temperature inversion. Temperature inversions are characterized by increasing temperature with altitude and are common on nights with limited cloud cover and light to no wind. The presence of an inversion can be indicated by ground fog or by the movement of smoke from a ground source or an aircraft smoke generator. Smoke that layers and moves laterally in a concentrated cloud (under low wind conditions) indicates an inversion, while smoke that moves upward and rapidly dissipates indicates good vertical air mixing. Avoid applications during temperature inversions.

WIND

Drift potential generally increases with wind speed. **AVOID APPLICATIONS DURING GUSTY WIND CONDITIONS.**

Applicators need to be familiar with local wind patterns and terrain that could affect spray drift.

WINDBLOWN SOIL PARTICLES

Callisto Herbicide has the potential to move off-site due to wind erosion. Soils that are subject to wind erosion usually have a high silt and/or fine to very fine sand fractions and low organic matter content. Other factors which can affect the movement of windblown soil include the intensity and direction of prevailing winds, vegetative cover, site slope, rainfall, and drainage patterns. Avoid applying Callisto Herbicide if prevailing local conditions may be expected to result in off-site movement.

ADDITIONAL SPRAY DRIFT DIRECTIONS FOR AERIAL APPLICATIONS

The distance of the outer-most nozzles on the boom must not exceed $\frac{3}{4}$ the length of the wingspan or rotor.

Nozzles must always point backward parallel with the air stream and never be pointed downwards more than 45 degrees. Where states have more stringent regulations, they must be observed.

Spray must be released at the lowest height consistent with effective weed control and flight safety.

For best results, ensure that each specific aerial application vehicle used is quantifiably pattern tested for aerial application of Callisto Herbicide initially and every year thereafter.

RESTRICTION: For aerial application use only nozzles producing coarse-ultra coarse droplets. Do not use nozzles producing fine-medium size droplets.

For some use patterns, reducing the effective boom length to less than $\frac{3}{4}$ of the wingspan or rotor length may further reduce drift without reducing swath width.

Do not make applications at a height greater than 10 feet above the top of the largest plants unless a greater height is required for aircraft safety. Making applications at the lowest height that is safe reduces exposure of droplets to evaporation and wind.

When applications are made with a crosswind, the swath will be displaced downwind. Therefore, on the up and downwind edges of the field, the applicator must compensate for this displacement by adjusting the path of the aircraft upwind. Increase swath adjustment distance with increasing drift potential (higher wind, smaller drops, etc.).

Drift potential is lowest between wind speeds of 2-10 mph. However, many factors, including droplet size and equipment type determine drift potential at any given speed. Avoid application below 2 mph due to variable wind direction and high inversion potential. **Note:** Local terrain can influence wind patterns. Ensure that every applicator is familiar with local wind patterns and how they affect drift.

When making applications in low relative humidity, set up equipment to produce larger droplets to compensate for evaporation. Droplet evaporation is most severe when conditions are both hot and dry.

Do not apply during a temperature inversion, because drift potential is high. Temperature inversions restrict vertical air mixing, which causes small suspended droplets to remain in a concentrated cloud. This cloud can move in unpredictable directions due to the light variable winds common during inversions. Temperature inversions are characterized by increasing temperatures with altitude and are common on nights with limited cloud cover and light to no wind. They begin to form as the sun sets and often continue into the morning. Their presence can be indicated by ground fog; however, if fog is not present, inversions can also be identified by the movement of smoke from a ground source or an aircraft smoke generator. Smoke that layers and moves laterally in a connected cloud (under low wind conditions) indicates an inversion, while smoke that moves upwards and rapidly dissipates indicates good vertical air mixing.

The pesticide must only be applied when the potential for drift to adjacent sensitive areas (e.g., residential areas, bodies of water, known habitat for threatened or endangered species, non-target crops) is minimal (e.g. when wind is blowing away from the sensitive areas).

APPLICATION INFORMATION

PREEMERGENCE GROUND APPLICATION

Apply Callisto Herbicide preemergence with a carrier volume of 10-60 gal/A.

Spray nozzles must be uniformly spaced, the same size and type, and must provide accurate and uniform application. Use spray nozzles that provide medium to coarse droplet size to provide good coverage and avoid drift. Apply in a spray volume of 10-60 gal/A using water or liquid fertilizer (excluding suspension fertilizers) as the carrier. Use a pump that can maintain a pressure of at least 35-40 psi at the nozzles and provide proper agitation within the tank to keep the product dispersed. Lower pressures may be used with extended range or drift reduction nozzles.

Always ensure that agitation is maintained until spraying is completed, even if stopped for brief periods of time. If the agitation is stopped for more than 5 minutes, resuspend the spray solution by running on full agitation prior to spraying.

POSTEMERGENCE GROUND APPLICATION

Spray nozzles must be uniformly spaced, the same size and type, and must provide accurate and uniform application. Use spray nozzles that provide medium to coarse droplet size to provide good coverage and avoid drift. Good weed coverage is essential for optimum weed control. Boom height for broadcast over-the-top applications must be based on the height of the crop – at least 15 inches above the crop canopy.

Apply in a spray volume of 10-30 gal/A using water as a carrier. Use a pump that can maintain a pressure of at least 35-40 psi at the nozzles and provide proper agitation within the tank to keep the product dispersed. Lower pressures may be used with extended range or drift reduction nozzles. When weed foliage is dense, use a minimum of 20 gal.

Flat fan nozzles of 80° or 110° are recommended for optimum postemergence coverage. Do not use floodjet nozzles or controlled droplet application equipment for postemergence applications.

Nozzles may be angled forward 45° to enhance penetration of the crop and provide better coverage. Ensure that all in-line strainer and nozzle screens in the sprayer are 50-mesh or coarser.

Always ensure that agitation is maintained until spraying is completed, even if stopped for brief periods of time. If the agitation is stopped for more than 5 minutes, resuspend the spray solution by running on full agitation prior to spraying.

Aerial Application

RESTRICTION: Callisto Herbicide can be applied aerially only to corn and sugarcane.

RESTRICTION: For aerial application use only nozzles producing coarse-ultra coarse droplets. Do not use nozzles producing fine-medium size droplets.

Callisto Herbicide may be applied aerially for preemergence or postemergence weed control in corn only in the following states: Alabama, Arkansas, Colorado, Florida, Georgia, Illinois, Indiana, Iowa, Kansas, Kentucky, Louisiana, Minnesota, Mississippi, Missouri, North Dakota, Nebraska, Ohio, Oklahoma, South Dakota, Tennessee, and Texas.

Callisto Herbicide may be applied aerially for preemergence or postemergence weed control in sugarcane only in the following states: Florida, Louisiana and Texas.

Applications must be made in a minimum of 2 gallons of water per acre.

SPRAY ADDITIVES

POSTEMERGENCE ADJUVANTS

When an adjuvant is to be used with this product, the use of an adjuvant that meets the standards of the Chemical Producers and Distributors Association (CPDA) adjuvant certification program is recommended.

The following adjuvant recommendations are intended primarily for Callisto Herbicide use in corn. Refer to the use directions section of each crop section for specific adjuvant recommendations.

POSTEMERGENCE APPLICATIONS TO FIELD CORN AND SEED CORN

For postemergence applications made after the crop has emerged, add crop oil concentrate (COC) to the spray solution at the rate of 1.0 gal/100 gal of water (1.0% v/v). The use of a nonionic surfactant (NIS) at 1 qt/100 gallons of water (0.25% v/v) instead of COC is allowed, but the weed control achieved with COC is consistently better than NIS. **The use of methylated seed oil (MSO) adjuvants or MSO blend adjuvants for postemergence applications of Callisto Herbicide may cause severe crop injury to occur. Do not use MSO adjuvants for postemergence use unless directed for a specific tank mix under the CALLISTO HERBICIDE TANK MIXTURES FOR CORN section of this label, or unless permitted by a supplemental Callisto Herbicide label.** In addition to COC, always add spray grade UAN (e.g., 28-0-0) to the spray solution at a rate of 2.5% (v/v) or AMS at 8.5 lb/100 gal of spray solution, except if precluded elsewhere on this label or by a supplemental Callisto Herbicide label.

POSTEMERGENCE APPLICATIONS TO SWEET CORN AND YELLOW POPCORN

Do not add UAN or AMS when making postemergence applications of Callisto Herbicide to yellow popcorn or sweet corn, or severe crop injury may occur.

For postemergence applications to yellow popcorn and sweet corn, the use of a nonionic surfactant (NIS) instead of a crop oil concentrate (COC) is recommended, so as to minimize the risk of crop injury. A COC may be used, and will increase the level of weed control achieved, especially under dry growing conditions, but the risk of crop injury is increased significantly under lush growing conditions. For optimum control, the addition of atrazine is recommended wherever rotational or local atrazine restrictions allow.

PREEMERGENCE ADJUVANTS

For Callisto Herbicide preplant or preemergence applications, and where weeds are present, the use of any adjuvant for agricultural use is permitted. In these situations, MSO type adjuvants are typically better than COC type adjuvants, which are typically better than NIS type adjuvants for enhancing weed control. UAN or AMS can be added and typically provides better weed control than not adding one of these. It is the pesticide user's responsibility to ensure that all products are registered for the intended use. Read and follow the applicable restrictions and limitations and directions for use on all product labels involved in tank mixing. Users must follow the most restrictive directions for use and precautionary statements of each product in the tank mixture.

SPRAY EQUIPMENT

Cleaning Equipment After Callisto Herbicide Application

Special attention must be given to cleaning equipment before spraying a crop other than corn. Mix only as much spray solution as needed.

1. Flush tank, hoses, boom, and nozzles with clean water.
2. Prepare a cleaning solution of 1 gal of household ammonia per 25 gal of water. Many commercial spray tank cleaners may be used.

3. Use a pressure washer to clean the inside of the spray tank with this solution. Take care to wash all parts of the tank, including the inside top surface. If a pressure washer is not available, completely fill the sprayer with the cleaning solution to ensure contact of the cleaning solution with all internal surfaces of the tank and plumbing. Start agitation in the sprayer and thoroughly recirculate the cleaning solution for at least 15 minutes. All visible deposits must be removed from the spraying system.
4. Flush hoses, spray lines, and nozzles for at least 1 minute with the cleaning solution.
5. Dispose of rinsate from steps 1-3 in an appropriate manner.
6. Repeat steps 2-5.
7. Remove nozzles, screens, and strainers and clean separately in the ammonia solution after completing the above procedures.
8. Rinse the complete spraying system with clean water.

MIXING PROCEDURES

Refer to the **Crop Use Directions** sections of this label for tank mixes.

Always refer to labels of other pesticide products for mixing directions and precautions which may differ from those outlined here. Use in accordance with the most restrictive of label limitations and precautions. No label dosage rates may be exceeded. This product cannot be mixed with any product containing a label prohibition against such mixing. Do not tank mix Callisto Herbicide with any other insecticide, fungicide, fertilizer solution, or adjuvant not recommended on the label without testing compatibility, as poor mixing may result. It is recommended that the compatibility of any tank mix combination be tested on a small scale such as a jar test before actual tank mixing. It is the pesticide user's responsibility to ensure that all products are registered for the intended use. Read and follow the applicable restrictions and limitations and directions for use on all product labels involved in tank mixing. Users must follow the most restrictive directions for use and precautionary statements of each product in the tank mixture.

Follow the mixing instructions for adding Callisto Herbicide to the spray tank:

1. Only use sprayers in good running condition with good agitation. Ensure the sprayer is cleaned according to instructions on the label of the product used prior to Callisto Herbicide. For postemergence applications, use only clean water for the spray solution. Ensure that all in-line strainer and nozzle screens in the sprayer are 50-mesh or coarser. Do not use screens finer than 50-mesh.
2. Liquid fertilizer (excluding suspension fertilizers) may be used as the carrier for preemergence applications.
3. Begin to fill sprayer tank or premix tank with clean water and engage agitator. Agitation must be continued throughout the entire mixing and spraying procedure.

4. When the sprayer or premix tank is half full of water, add AMS and agitate until completely dispersed.
5. Next add Callisto Herbicide slowly and agitate until completely dissolved. Wait at least 1 minute after the last of the Callisto Herbicide has been added to the tank to allow for complete dispersion. A longer agitation period may be required to disperse Callisto Herbicide when using cold water from sources such as deep drilled wells.
6. If tank mixing, add the tank mix product next.
7. Finally, add adjuvant and UAN, if needed, and then continue to fill tank to desired level with water.

WEEDS CONTROLLED

Callisto Herbicide applied as directed in this label will control or partially control the weeds listed in Tables 1 and 2.

Where reference is made to weeds partially controlled, partial control can either mean erratic control (good to poor) or consistent control at a level below that generally considered acceptable for commercial weed control.

For best postemergence results, apply Callisto Herbicide to actively growing weeds. Dry weather following preemergence application of Callisto Herbicide may reduce residual weed control effectiveness. If irrigation is available, apply 1/2 to 1 inch of water after preemergence application. If irrigation is not available, a uniform shallow cultivation is recommended as soon as weeds emerge.

Callisto Herbicide applied alone or in mixture with atrazine will not provide consistent or effective control of weeds identified as resistant to postemergence HPPD inhibiting herbicides.

Refer to the crop sections on this label for specific rates and use directions.

Table 1. Weeds Controlled With Postemergence Applications of Callisto Herbicide

Weed Common Name	Weed Scientific Name	Callisto Herbicide 3 fl oz/A	Callisto Herbicide 2.5-3.0 fl oz/A + Atrazine ¹
		Apply to Weeds <5 Inches Tall ²	
Amaranth, palmer	<i>Amaranthus palmeri</i>	PC ³	C ³
Amaranth, powell	<i>Amaranthus powellii</i>	C	C
Amaranth, spiny	<i>Amaranthus spinosus</i>	C	C
Atriplex	<i>Chenopodium orach</i>	C	C
Broadleaf signalgrass	<i>Urochloa platyphylla</i>	C ³	C ³
Buckwheat, wild	<i>Polygonum convolvulus</i>	PC	PC
Buffalobur	<i>Solanum rostratum</i>	C	C
Burcucumber	<i>Sicyos angulatus</i>	PC	C ³
Carpetweed	<i>Mollugo verticillata</i>	C	C
Carrot, wild	<i>Daucus carota</i>	PC	C
Chickweed, common	<i>Stellaria media</i>	C	C
Cocklebur, common	<i>Xanthium strumarium</i>	C	C
Crabgrass, large	<i>Digitaria sanguinalis</i>	C ³	C ³
Dandelion	<i>Taraxacum officinale</i>	NC	PC
Dock, curly	<i>Rumex crispus</i>	PC	PC
Galinsoga	<i>Galinsoga parviflora</i>	C	C
Hemp	<i>Cannabis sativa</i>	C	C
Horsenettle	<i>Solanum carolinense</i>	PC	C
Jimsonweed	<i>Datura stramonium</i>	C	C
Horseweed (maretail)	<i>Conyza canadensis</i>	PC	C
Knotweed, prostrate	<i>Polygonum aviculare</i>	PC	PC
Kochia	<i>Kochia scoparia</i>	PC ³	C ³
Lambsquarters, common	<i>Chenopodium album</i>	C	C
Mallow, Venice	<i>Hibiscus trionum</i>	NC	C
Morningglory, entireleaf	<i>Ipomoea hederacea</i>	PC	C
Morningglory, ivyleaf	<i>Ipomoea hederacea</i>	PC	C
Morningglory, pitted	<i>Ipomoea lacunosa</i>	PC	C

continued...

Table 1. Weeds Controlled With Postemergence Applications of Callisto Herbicide (continued)

Weed Common Name	Weed Scientific Name	Callisto Herbicide 3 fl oz/A	Callisto Herbicide 2.5-3.0 fl oz/A + Atrazine ¹
		Apply to Weeds <5 Inches Tall ²	
Mustard, wild	<i>Brassica kaber</i>	C	C
Nightshade, black	<i>Solanum nigrum</i>	C	C
Nightshade, Eastern black	<i>Solanum ptycanthum</i>	C	C
Nightshade, hairy	<i>Solanum sarrachoides</i>	C	C
Nutsedge, yellow	<i>Cyperus esculentus</i>	PC	PC
Pigweed, redroot	<i>Amaranthus retroflexus</i>	C	C
Pigweed, smooth	<i>Amaranthus hybridus</i>	C	C
Pigweed, tumble	<i>Amaranthus albus</i>	C	C
Pokeweed, common	<i>Phytolacca americana</i>	PC	PC
Potatoes, volunteer	<i>Solanum</i> spp.	C	C
Pusley, Florida	<i>Richardia scabra</i>	C ³	C ³
Ragweed, common	<i>Ambrosia artemisiifolia</i>	PC	C
Ragweed, giant	<i>Ambrosia trifida</i>	C ³	C
Sesbania, hemp	<i>Sesbania exaltata</i>	C	C
Sida, prickly (teaweed)	<i>Sida spinosa</i>	NC	C ³
Smartweed, ladythumb	<i>Polygonum persicaria</i>	C ³	C
Smartweed, pale	<i>Polygonum lapathifolium</i>	C ³	C
Smartweed, Pennsylvania	<i>Polygonum pennsylvanicum</i>	C ³	C
Sunflower, common	<i>Helianthus annuus</i>	C	C
Thistle, Canada	<i>Cirsium arvense</i>	NC	PC
Velvetleaf	<i>Abutilon theophrasti</i>	C	C
Waterhemp, common	<i>Amaranthus rudis</i>	C ³	C
Waterhemp, tall	<i>Amaranthus tuberculatus</i>	C ³	C

¹Callisto Herbicide tank mixture with atrazine is approved only for use on corn and sugarcane.

²Under certain situations weeds can be controlled at larger than listed sizes, however to protect crop yield, manage weed resistance and provide consistent control, treat weeds before they exceed 5 inches in height.

³Apply before weed exceeds 3 inches in height.

C = Control PC = Partial Control NC = Not Controlled

Table 2. Weeds Controlled With Preemergence Applications of Callisto Herbicide

Common Name	Scientific Name	Callisto Herbicide Applied Alone	Callisto Herbicide + Atrazine ¹
Amaranth, palmer	<i>Amaranthus palmeri</i>	C	C
Amaranth, powell	<i>Amaranthus powellii</i>	C	C
Amaranth, spiny	<i>Amaranthus spinosus</i>	C	C
Broadleaf signalgrass	<i>Urochloa platyphylla</i>	PC	PC
Buffalobur	<i>Solanum rostratum</i>	C	C
Burclover, California	<i>Medicago polymorpha</i>	C	C
Carpetweed	<i>Mollugo verticillata</i>	C	C
Carrot, wild	<i>Daucus carota</i>	C	C
Chickweed, common	<i>Stellaria media</i>	C	C
Chickweed, mouseear	<i>Cerastium vulgatum</i>	C	C
Cocklebur, common	<i>Xanthium strumarium</i>	PC	C
Crabgrass, large	<i>Digitaria sanguinalis</i>	PC	PC
Dandelion, common (seedling)	<i>Taraxacum officinale</i>	C	C
Deadnettle, purple	<i>Lamium purpureum</i>	C	C
Dock, curly	<i>Rumex crispus</i>	C	C
Eveningprimrose, cutleaf	<i>Oenothera laciniata</i>	C	C
Fiddleneck, coast	<i>Amsinckia intermedia</i>	C	C
Filaree, redstem	<i>Erodium cicutarium</i>	PC	C
Filaree, whitestem	<i>Erodium moschatum</i>	PC	C
Fleabane, hairy	<i>Conyza bonariensis</i>	C	C
Galinsoga	<i>Galinsoga parviflora</i>	C	C
Geranium, Carolina	<i>Geranium carolinianum</i>	C	C
Groundcherry, smooth	<i>Physalis subglabrata</i>	C	C
Groundsel, common	<i>Senecio vulgaris</i>	C	C
Henbit	<i>Lamium amplexicaule</i>	C	C
Horsenettle	<i>Solanum carolinense</i>	PC	PC
Horseweed/marestail	<i>Conyza canadensis</i>	C	C
Jimsonweed	<i>Datura stramonium</i>	C	C
Kochia	<i>Kochia scoparia</i>	PC	C
Lambsquarters, common	<i>Chenopodium album</i>	C	C
Lettuce, prickly	<i>Lactuca serriola</i>	C	C
Mallow, common	<i>Malva neglecta</i>	C	C
Mayweed, chamomile	<i>Anthemis cotula</i>	C	C

continued...

Table 2. Weeds Controlled With Preemergence Applications of Callisto Herbicide (continued)

Common Name	Scientific Name	Callisto Herbicide Applied Alone	Callisto Herbicide + Atrazine ¹
Morningglory, entireleaf	<i>Ipomoea hederacea</i>	PC	C
Morningglory, ivyleaf	<i>Ipomoea hederacea</i>	PC	C
Morningglory, pitted	<i>Ipomoea lacunosa</i>	PC	C
Nettle, burning	<i>Urtica urens</i>	C	C
Nightshade, eastern black	<i>Solanum ptycanthum</i>	C	C
Nightshade, hairy	<i>Solanum sarrachoides</i>	C	C
Pansy	<i>Viola tricolor</i>	C	C
Pigweed, redroot	<i>Amaranthus retroflexus</i>	C	C
Pigweed, smooth	<i>Amaranthus hybridus</i>	C	C
Pigweed, tumble	<i>Amaranthus albus</i>	C	C
Pineappleweed	<i>Matricaria matricariodes</i>	C	C
Puncturevine, common	<i>Tribulus terrestris</i>	C	C
Purslane, common	<i>Portulaca oleracea</i>	C	C
Pusley, common	<i>Richardia scabra</i>	PC	PC
Ragweed, common	<i>Ambrosia artemisiifolia</i>	C	C
Ragweed, giant	<i>Ambrosia trifida</i>	PC	C
Redmaids	<i>Calandria caulescens</i>	C	C
Rocket, London	<i>Sisymbrium irio</i>	C	C
Shepherd's-purse	<i>Capsella bursa-pastoris</i>	C	C
Smartweed, ladythumb	<i>Polygonum persicaria</i>	C	C
Smartweed, pale	<i>Polygonum lapathifolium</i>	C	C
Smartweed, Pennsylvania	<i>Polygonum pennsylvanicum</i>	C	C
Sowthistle, annual	<i>Sonchus oleraceus</i>	C	C
Spanishneedles	<i>Bidens bipinnata</i>	C	C
Sunflower, common	<i>Helianthus annuus</i>	PC	C
Swinecress	<i>Coronopus didymus</i>	C	C
Tasselflower, red	<i>Emilia sonchifolia</i>	C	C
Velvetleaf	<i>Abutilon theophrasti</i>	C	C
Waterhemp, common	<i>Amaranthus rudis</i>	C	C
Vetch, common	<i>Vicia sativa</i>	C	C
Vetch, purple	<i>Vicia benghalensis</i>	PC	PC
Waterhemp, tall	<i>Amaranthus tuberculatus</i>	C	C
Willowherb, panicle	<i>Epilobium brachycarpum</i>	C	C

¹Callisto Herbicide tank mixture with atrazine is approved only for use on corn grain sorghum and sugarcane. Refer to the crop sections on this label for specific use directions.

C = Control PC = Partial Control

ROTATIONAL CROPS

When Callisto Herbicide is applied as directed on this label, follow the crop rotation intervals in Table 3. If Callisto Herbicide is tank mixed with other products, follow the most restrictive product's crop rotation interval. It is the pesticide user's responsibility to ensure that all products are registered for the intended use. Read and follow the applicable restrictions and limitations and directions for use on all product labels involved in tank mixing. Users must follow the most restrictive directions for use and precautionary statements of each product in the tank mixture.

Table 3. Time Interval Between Callisto Herbicide Application and Replanting or Planting of Rotational Crop

Crop	Replant/Rotational Interval
Asparagus Corn (all types) Cranberry Flax Kentucky bluegrass grown for seed Millet, pearl Oats Rhubarb Ryegrass (perennial and annual) grown for seed Sorghum (grain and sweet) Sugarcane Tall fescue grown for seed	Anytime
Small grain cereals including wheat, barley and rye	4 Months
Alfalfa Blueberry Canola Cotton Currant Lingonberry Okra Peanuts Peas ^{1,2} Potato Rice Snap beans ^{1,2} Soybeans Sunflowers Tobacco	10 Months

continued...

Table 3. Time Interval Between Callisto Herbicide Application and Replanting or Planting of Rotational Crop (*continued*)

Crop	Replant/Rotational Interval
Cucurbits Dry beans Red clover Sugar beets All other rotational crops	18 Months

¹Plant these rotational crops only if the following criteria below have been met. If all criteria are not met, plant peas and snap beans a minimum of 18 months following Callisto Herbicide application.

- A minimum of 20" of rainfall plus irrigation has been received between application and planting of the rotational crop.
- Soil pH is 6.0 or greater.
- Application of Callisto Herbicide at 3 fl oz/A (0.094 lb ai/A) or less applied no later than June 30th the year preceding rotational crop planting.
- No other HPPD herbicides (e.g., Callisto® Xtra, Halex® GT, Lexar® EZ, Lumax® EZ, Zemax®, Armezon™, Balance® Flexx, Capreno®, Corvus®, Impact®, or Laudis®) were applied the year prior to planting peas and snap beans.

²Do not plant peas or snap beans on sand, sandy loam or loamy sand soils in Minnesota and Wisconsin.

CROP USE DIRECTIONS

CORN

Callisto Herbicide may be applied by ground for preemergence or postemergence weed control in field corn, seed corn, yellow popcorn, and sweet corn.

Callisto Herbicide may also be applied aerially for preemergence or postemergence weed control only in the following states: Alabama, Arkansas, Colorado, Florida, Georgia, Illinois, Indiana, Iowa, Kansas, Kentucky, Louisiana, Minnesota, Mississippi, Missouri, Nebraska, North Dakota, Ohio, Oklahoma, South Dakota, Tennessee, and Texas.

Refer to seed company directions for use on field corn inbred lines. Special adjuvant restrictions must be followed for postemergence applications of Callisto Herbicide in yellow popcorn or sweet corn (see the **SPRAY ADDITIVES** section of this label). Do not apply Callisto Herbicide to white popcorn or ornamental (Indian) corn.

Postemergence applications (after crop emergence) of Callisto Herbicide may cause crop bleaching in some yellow popcorn and sweet corn hybrids. Crop bleaching is typically transitory and has no effect on final yield or quality. However, herbicide sensitivity in yellow

popcorn and sweet corn varies widely, and all yellow popcorn and sweet corn hybrids have not been tested. Contact your popcorn or sweet corn company, Fieldman, or University Specialist about hybrid recommendations before making a postemergence application of Callisto Herbicide to yellow popcorn or sweet corn. Do not include nitrogen based adjuvants (UAN or AMS) when making postemergence applications of Callisto Herbicide to yellow popcorn or sweet corn.

Temporary crop response (transient bleaching) from postemergence applications to field corn may occur under extreme weather conditions or when the crop is suffering from stress. Field corn quickly outgrows these effects and develops normally.

Do not apply more than a total of 7.7 fl oz (0.24 lb mesotrione active ingredient) of Callisto Herbicide per acre per year. Do not make more than 2 applications of Callisto Herbicide per year. Do not exceed 3.0 fl oz (0.094 lb ai/A) in a single postemergence application. Do not make the second application of Callisto Herbicide within 14 days of the first application.

Apply Callisto Herbicide for the control of broadleaf and grass weeds listed in Tables 1 and 2. Corn may be treated up to 30 inches tall or up to the 8-leaf stage of corn growth. Do not feed or harvest forage, grain, or stover within 45 days after application.

CALLISTO HERBICIDE USED ALONE – POSTEMERGENCE

Apply Callisto Herbicide at 3.0 fl oz/A per application. Always add an appropriate adjuvant to the spray tank (see the **SPRAY ADDITIVES** section of this label).

For best results, apply Callisto Herbicide to actively growing weeds. For a list of weeds controlled see Table 1. Susceptible weeds which emerge soon after application of Callisto Herbicide may be controlled after they absorb the herbicide from the soil. Callisto Herbicide will not control most grass weeds.

Restrictions:

Two postemergence applications of Callisto Herbicide may be made with the following restrictions.

- Only one postemergence application may be made if Callisto Herbicide has been applied preemergence. Do not exceed a total of two applications per year. Do not exceed a total of 7.7 fl oz/A (0.24 lb ai/A) of Callisto Herbicide per year.
- Do not make the second application within 14 days of the first application.
- Application of Callisto Herbicide at rates less than 3.0 fl oz/A (0.094 lb ai/A) postemergence may result in incomplete weed control and loss of residual control.
- Do not exceed a total of 6.0 fl oz/A (0.19 lb ai/A) for the two postemergence applications.
- If Callisto Herbicide is applied postemergence to ground that received a preemergence application of a mesotrione-containing herbicide, atrazine must be tank mixed with Callisto Herbicide.
- If atrazine is mixed with Callisto Herbicide, do not apply to corn that is more than 12 inches in height.
- Corn may be treated up to 30 inches tall or up to the 8-leaf stage of corn growth. Do not harvest forage, grain, or stover within 45 days after application.

CALLISTO HERBICIDE USED ALONE – PREEMERGENCE

Apply Callisto Herbicide alone at 6.0-7.7 fl oz/A (0.188-0.24 lb ai/A) by ground sprayers in a spray volume of 10-30 gal of water (up to 80 gal if applied with liquid fertilizers) per acre for broadleaf weed control. For a list of weeds controlled, refer to Table 2. Callisto Herbicide may be tank mixed with preemergence grass herbicides for grass control. Refer to the tank mix section for a list of partners.

CALLISTO HERBICIDE TANK MIXTURES FOR CORN

Callisto Herbicide may be tank mixed with other registered herbicides for improved spectrum of weed control in burndown, preemergence or postemergence applications. Additionally these tank mixtures can be used to include a different mode of action herbicide to help control or manage the development of resistant weed biotypes.

Burndown Tank Mixtures in Corn

Callisto Herbicide may be applied in tank mixture with other registered herbicides for burndown plus residual weed control.

For improved broadleaf weed control with limited residual control prior to planting corn and before corn emergence, apply Callisto Herbicide at 3.0 fl oz/A in tank mixes with Gramoxone® brands, glyphosate brands, dicamba brands (e.g. Banvel®) and/or 2,4-D. For greater residual control, use 6.0-7.7 fl oz/A of Callisto Herbicide (see Table 2) with the above products. Use the adjuvant system recommended by the burndown herbicide. Refer to individual product labels for precautionary statements, restrictions, rates, approved uses, and a list of weeds controlled. It is the pesticide user's responsibility to ensure that all products are registered for the intended use. Read and follow the applicable restrictions and limitations and directions for use on all product labels involved in tank mixing. Users must follow the most restrictive directions for use and precautionary statements of each product in the tank mixture.

Preemergence Tank Mixtures in Corn

Callisto Herbicide may be applied at a rate of 5.3-7.7 fl oz/A in tank mixture with other registered herbicides (Table 4) for preemergence residual weed control. Refer to Table 2 for a list of weeds controlled by Callisto Herbicide and Callisto Herbicide plus AAtrex® applied preemergence.

Table 4. Callisto Herbicide Tank Mixtures for Preemergence Application in Corn¹

AAtrex	Cinch® ATZ Lite	Guardzman Max®	Keystone® LA
Bicep Lite II Magnum®	Degree®	Harness®	Outlook®
Bicep II Magnum®	Degree Xtra®	Harness Xtra®	Prowl®
Cinch®	Dual II Magnum®	Harness Xtra® 5.6L	Surpass® EC
Cinch® ATZ	Fultime®	Keystone®	TopNotch®

¹Refer to individual product labels for precautionary statements, restrictions, rates, approved uses, and a list of weeds controlled.

Postemergence Tank Mixtures in Corn

The tank mixtures with Callisto Herbicide identified in Table 5 may be applied postemergence to corn (i.e., after corn has emerged). Unless specified otherwise on this label or a Syngenta supplemental label, do not apply Callisto Herbicide at less than 3.0 fl oz/A. Application of Callisto Herbicide at rates less than 3.0 fl oz (0.094 lb ai/A) postemergence may result in a loss of residual control.

Always add an appropriate adjuvant to the spray tank (see the **SPRAY ADDITIVES** section of this label). Refer to individual product labels for precautionary statements, restrictions, rates, approved uses, and a list of weeds controlled. Not all of the tank mix pesticides listed are registered for field corn, yellow popcorn, or sweet corn.

Table 5. Callisto Herbicide Tank Mixtures for Postemergence Application in Corn

TankMix Partners ¹	Directions
AAAtrex® 4L AAAtrex® Nine-O®	<ul style="list-style-type: none"> Refer to Table 1 on this label for application rates and weeds controlled.
Accent® Accent® Q	<ul style="list-style-type: none"> Use this mixture for additional grass control. Refer to product label for list of weeds controlled.
Basagran®	<ul style="list-style-type: none"> Use this mixture for additional broadleaf weed control. Refer to product label for list of weeds controlled.
Basis® Basis Gold®	<ul style="list-style-type: none"> Use this mixture for additional weed control. Refer to product label for list of weeds controlled.
Bicep II Magnum Bicep Lite II Magnum	<ul style="list-style-type: none"> When using these tank mixtures, it is recommended to leave the nitrogen based adjuvant (UAN or AMS) out of the mixture or apply as a post-directed spray to minimize contact with crop foliage. To further reduce the risk of crop injury, the user may also leave out the crop oil concentrate (COC), or replace it with a nonionic surfactant (NIS). In all cases, the control of emerged weeds may be reduced somewhat due to less than optimum adjuvant effect or weed coverage.
Buctril® Moxy®	<ul style="list-style-type: none"> Use this mixture for additional broadleaf weed control. Add Buctril (2 lb/gal) or Moxy (2 lb/gal) at a rate up to 6 fl oz/A. Add Buctril (4 lb/gal) at a rate up to 3 fl oz/A.

continued...

**Table 5. Callisto Herbicide Tank Mixtures for Postemergence Application in Corn
(continued)**

TankMix Partners ¹	Directions
Glyphosate-only brands, excludes premixed products containing glyphosate	<ul style="list-style-type: none"> • For use only in Agrisure® GT or Roundup Ready® corn. • Application of this mixture to a corn hybrid that does not contain the Agrisure GT or Roundup Ready trait will result in crop death. • Add spray-grade ammonium sulfate (AMS) at a rate that delivers 8.5-17.0 lb of AMS/100 gallons of water. • If the glyphosate product label calls for an adjuvant in addition to AMS, add a non-ionic surfactant (NIS) at 0.25-0.5% v/v (1-2 quart/100 gallons). • Do not add urea ammonium nitrate (UAN), crop oil concentrate (COC), or methylated seed oil (MSO) type adjuvants to this tank mixture or crop injury may occur.
Ignite® Ignite® 280 SL	<ul style="list-style-type: none"> • Use this tank mixture only on corn designated as LibertyLink®. • Application of this mixture to a corn hybrid that does not contain the LibertyLink trait will result in severe crop injury or death. • Do not use crop oil concentrate (COC) as an adjuvant for this mixture or severe crop injury may occur.
Lightning®	<ul style="list-style-type: none"> • For use only on corn designated as Clearfield®. • Application of this mixture to a corn hybrid that does not contain the Clearfield trait will result in severe crop injury or death. • Do not use a Methylated Seed Oil (MSO), or an MSO blend with this mixture or severe crop injury may result.
Northstar®	<ul style="list-style-type: none"> • Use this mixture for additional weed control. Refer to product label for list of weeds controlled.
Peak®	<ul style="list-style-type: none"> • Use this mixture for additional weed control. Refer to product label for list of weeds controlled.
Spirit®	<ul style="list-style-type: none"> • Use this mixture for additional weed control. Refer to product label for list of weeds controlled.
Steadfast® Steadfast® ATZ Steadfast® Q	<ul style="list-style-type: none"> • Use this mixture for additional weed control. Refer to product label for list of weeds controlled.
Stout®	<ul style="list-style-type: none"> • Use this mixture for additional weed control. Refer to product label for list of weeds controlled.

¹Refer to individual product labels for precautionary statements, restrictions, rates, approved uses, and a list of weeds controlled.

ASPARAGUS

Callisto Herbicide can be applied broadcast or banded at a rate of 3.0-7.7 fl oz/A to asparagus as a spring application prior to spear emergence, as a post-harvest application (after final harvest), or both.

Use the 3.0 fl oz/A rate for postemergence control or partial control of the emerged weeds listed in Table 1. Use the 6.0-7.7 fl oz/A rate for preemergence control or partial control of the weeds listed in Table 2. For banded applications, the application must be made to account for band width, i.e. to deliver 3.0-7.7 fl oz per treated acre. For the best preemergence weed control with spring applications, Callisto Herbicide must be applied after fern mowing, disking or other tillage operation but prior to asparagus spear emergence.

When making post-harvest applications, the rate applied preemergence in the spring must be taken into account so as not to exceed the 7.7 fl oz/A/year rate limit. Post-harvest applications must be made in a way that minimizes contact with any standing asparagus spears or ferns and maximizes contact with the weeds and/or soil, e.g. by using a directed or semi-directed type application, or crop injury may occur. With post-harvest applications, the use of an adjuvant will increase the risk of crop injury.

If weeds are emerged at the time of the Callisto Herbicide application, the addition of a crop oil concentrate (COC) type adjuvant at the rate of 1% v/v or a nonionic surfactant (NIS) at the rate of 0.25% v/v is recommended. In addition to COC or NIS, a spray grade UAN (e.g. 28-0-0) at the rate of 2.5% v/v or ammonium sulfate (AMS) at the rate of 8.5 lb/100 gallons of spray solution may be added for improved burndown of emerged weeds. If weeds have not yet emerged, no adjuvant is recommended.

Restrictions:

1. Do not apply more than 7.7 fl oz/A (0.24 lb ai/A) of Callisto Herbicide per year.
2. Do not make more than two Callisto Herbicide applications per year.
3. Do not make the second application within 14 days of the first application.

BLUEBERRY, CURRANT (BLACK AND RED), LINGONBERRY, RASPBERRY (BLACK AND RED), AND BLACKBERRY

Callisto Herbicide may be applied as a pre-bloom post-directed spray in high bush blueberry, lingonberry, red currant, black currant, black raspberry, red raspberry, and blackberry. For a list of weeds controlled see Tables 1 and 2. Callisto Herbicide may be applied in bush or caneberries at a rate up to 6 fl oz/A. If a split application weed control program is desired, 3 fl oz/A followed by 3 fl oz/A may be used. The use of a crop oil concentrate (COC) type adjuvant at the rate of 1% v/v is recommended, but avoid using COC adjuvants that are injurious to blueberry and lingonberry leaves.

In low bush blueberries, Callisto Herbicide may only be applied in the non-bearing year. This application may be a broadcast application. Up to 6 fl oz/A of Callisto Herbicide may be applied in a single application, or 3 fl oz/A followed by 3 fl oz/A if used in a split application program. The use of a crop oil concentrate (COC) type adjuvant at 1% v/v is recommended. Applications of Callisto Herbicide during dry weather conditions and/or temperatures above 85° can cause injury to Lowbush blueberries. Applications of Callisto Herbicide can cause yellowing or necrosis of leaves and under severe conditions, leaf drop may occur especially on "Sourtop" variety blueberries.

Restrictions:

1. Do not make more than two applications of Callisto Herbicide per year.
2. Do not apply more than 6 fl oz/A (0.19 lb ai/A) of Callisto Herbicide per year.
3. If two applications are made, they must be made no closer than 14 days apart.
4. Do not apply Callisto Herbicide to bush or caneberries after the onset of the bloom stage or illegal residues may occur.

BLUEGRASS, RYEGRASS (ANNUAL AND PERENNIAL) AND TALL FESCUE GROWN FOR SEED

Callisto Herbicide can be applied to bluegrass, annual ryegrass, perennial ryegrass, or tall fescue which is grown for seed. Callisto Herbicide can be applied as a preemergence application to bare soil (new seeding) or as a postemergence application to an emerged grass crop.

Preemergence Application: Apply Callisto Herbicide as a broadcast, surface spray at a rate of 6.0 fl oz/A to a newly seeded crop. The Callisto Herbicide application must be made prior to crop and weed emergence. Rainfall or irrigation as the newly seeded grass crop emerges from the soil may increase the risk of injury from Callisto Herbicide. Grass crop injury symptoms include temporary bleaching of newly emerged leaves, or in extreme conditions, stunting. For a list of preemergence weeds controlled or partially controlled see Table 2. In addition to the weeds listed in Table 2, Callisto Herbicide applied preemergence will control mannagrass.

Postemergence Application: Apply Callisto Herbicide as a broadcast postemergence spray at a rate of 3.0-6.0 fl oz/A to emerged bluegrass, perennial ryegrass or tall fescue grown for seed. Use the 3.0 fl oz/A rate for postemergence control or partial control of the weeds listed in Table 1. In addition to the weeds listed in Table 2, Callisto Herbicide applied postemergence will control mannagrass (up to 3 tillers).

Use the 6.0 fl oz/A rate for postemergence weed control plus extended residual weed control (see Table 2). The addition of a crop oil concentrate type adjuvant at 1% v/v or a nonionic surfactant (NIS) type adjuvant at a rate of 0.25% v/v is recommended. Postemergence applications of Callisto Herbicide may result in temporary bleaching of the grass crop.

In addition to COC or NIS, a spray grade UAN (e.g. 28-0-0) at the rate of 2.5% v/v or ammonium sulfate (AMS) at the rate of 8.5 lb/100 gallons of spray solution may also be added for improved control of emerged weeds. The addition of UAN or AMS will improve consistency

of postemergence weed control but will also increase the risk of grass crop injury, especially at Callisto Herbicide rates greater than 3.0 fl oz/A. If grass crop injury is a concern, do not add UAN or AMS to the spray solution.

Tank mixing other pesticides with Callisto Herbicide postemergence may increase the risk of crop injury. Avoid adding pesticides with emulsifiable concentrate (EC) type formulations to Callisto Herbicide for applications made postemergence to the crop.

Restrictions:

1. Do not harvest the grass crop for seed or straw within 60 days following the application of Callisto Herbicide.
2. Do not graze or feed forage from treated areas within 14 days following harvest of seed or straw and at least 74 days after application of Callisto Herbicide.
3. Do not make more than two applications of Callisto Herbicide per year.
4. Do not make the second application within 14 days of the first application.
5. Do not apply more than 6 fl oz/A (0.19 lb ai/A) in a single application and not more than 9 fl oz/A (0.282 lb ai/A) of Callisto Herbicide per year.
6. Applications of Callisto Herbicide to grasses grown for seed species not listed on this label may result in severe injury.

CRANBERRY

Callisto Herbicide may be applied at a rate up to 8 fl oz/A to bearing or non-bearing cranberry beds for control or suppression of bog St. John's wort (*Hypericum boreala*), rushes (*Juncus canadensis*, *J. effuses*, *J. bufonlus*, *J. tenuis*), sedges spp. (*Carex* spp.), yellow loosestrife (*Lysimachia terrestris*) and silverleaf (*Potentilla pacifica*) in addition to the weeds listed in Tables 1 and 2. Callisto may be applied in cranberries at a rate up to 8 fl oz/A. The use of a crop oil concentrate (COC) type adjuvant at 1% v/v or non-ionic surfactant (NIS) at 0.25% v/v is recommended. Avoid using COC adjuvants that are injurious to cranberry leaves. In non-bearing cranberries, make the Callisto Herbicide application(s) after the bud break stage, but not less than 45 days before flooding in fall or winter. In bearing cranberries, make the Callisto Herbicide application(s) after the bud break stage, but not less than 45 days prior to flooding or harvest.

Callisto Herbicide may be applied through irrigation systems (chemigation) including center pivot or solid set.

Restrictions:

1. Do not make more than two applications of Callisto Herbicide per year.
2. Do not apply more than 16 fl oz/A (0.5 lb ai/A) in total per year.
3. If two applications are made, they must be made no closer than 14 days apart.

Chemigation – Sprinkler Irrigation Application for Cranberry Only

Check the irrigation system to ensure uniform application of water to all areas. Thorough coverage of foliage is required for good control. Good agitation in the pesticide supply tank should be maintained prior to and during the entire application period. Apply by injecting the specified rate of Callisto Herbicide into the irrigation system using a metering device that will introduce a constant flow and by distributing the product to the target areas in 0.1-0.2 acre-inch of water. In general, use the least amount of water in this range required for proper distribution and coverage.

Once the application is completed, flush the entire irrigation and injection system with clean water before stopping the system. In addition to the above directions, if application is being made during a normal irrigation set of a stationary sprinkler, the specified rate of Callisto Herbicide for the area covered should be injected into the system only during the end of the irrigation set for sufficient time to provide adequate coverage and product distribution.

Chemigation Use Directions – Sprinkler Irrigation Application

1. Apply this product only through sprinkler irrigation systems including center pivot or solid set. Do not apply this product through any other type of irrigation system.
2. Crop injury, lack of effectiveness, or illegal pesticide residues in the crop can result from nonuniform distribution of treated water.
3. If you have any questions about calibration, you should contact State Extension Service Specialists, equipment manufacturers or other experts.
4. Do not connect an irrigation system (including greenhouse systems) used for pesticide application to a public water system. Public water system means a system for the provision to the public of piped water for human consumption if such system has at least 15 service connections or regularly serves an average of at least 25 individuals daily at least 60 days out of the year.
5. A person knowledgeable of the chemigation system and responsible for its operation or under the supervision of the responsible person shall shut the system down and make necessary adjustments should the need arise.
6. The system must contain a functional check valve, vacuum relief valve, and low pressure drain appropriately located on the irrigation pipeline to prevent water source contamination from back-flow.
7. The pesticide injection pipeline must contain a functional, automatic, quick-closing check valve to prevent the flow of fluid back toward the injection pump.
8. The pesticide injection pipeline must also contain a functional, normally closed, solenoid-operated valve located on the intake side of the injection pump and connected to the system interlock to prevent fluid from being withdrawn from the supply tank when the irrigation system is either automatically or manually shut down.
9. The system must contain functional interlocking controls to automatically shut off the pesticide injection pump when the water pump motor stops.

10. The irrigation line or water pump must include a functional pressure switch which will stop the water pump motor when pressure decreases to the point where pesticide distribution is adversely affected.
11. Systems must use a metering pump, such as a positive displacement injection pump (e.g. diaphragm pump) effectively designed and constructed of materials that are compatible with pesticides and are capable of being fitted with a system interlock.
12. Any alternatives to the above required safety devices must conform to the list of EPA approved alternative devices.
13. Do not apply when wind speed favors drift beyond the area intended for treatment or nonuniform distribution of treated water.

Additional Restrictions: 1) Do not apply directly to water or areas where surface water is present outside the bog system. 2) Do not contaminate water when disposing of equipment wash water or rinsate. 3) Do not apply within 10 feet of surface water outside the bog system. 4) Do not spray to runoff.

FLAX

Callisto Herbicide may be applied preemergence in flax, i.e. after planting but before crop emergence, at a rate up to 6 fl oz/A. For a list of weeds controlled see Tables 1 and 2. If weeds are emerged at the time of application, the use of a crop oil concentrate (COC) type adjuvant at the rate of 1% v/v is recommended. In addition, a spray grade UAN (e.g., 28-0-0) at the rate of 2.5% (v/v) or AMS at the rate of 8.5 lb/100 gal of spray solution may be added to improve the burndown of existing weeds. Applications of Callisto Herbicide to emerged flax can result in severe crop injury.

Restrictions:

1. Do not make more than one application of Callisto Herbicide per year.
2. Do not apply more than 6 fl oz/A (0.19 lb ai/A) per year in flax.

OATS

Callisto Herbicide can be applied preemergence or postemergence (but not both) for weed control in oats.

For preemergence control or partial control of the weeds listed in Table 2, apply Callisto Herbicide broadcast at a rate of 6.0 fl oz/A prior to oat emergence. For best preemergence weed control, the Callisto Herbicide application must be made prior to weed emergence.

For postemergence (after oat emergence) control or partial control of the weeds listed in Table 1, apply Callisto Herbicide at a rate of 3.0 fl oz/A. For best results, Callisto Herbicide must be applied to emerged weeds that are less than 5" tall. Postemergence applications of Callisto Herbicide may result in temporary injury of the oat crop. Injury symptoms may include leaf bleaching, leaf burn and in extreme conditions, stunting.

If emerged weeds are present at the time of the Callisto Herbicide application, the addition of a crop oil concentrate (COC) type adjuvant at a rate of 1% v/v or a nonionic surfactant (NIS) type adjuvant at a rate of 0.25% v/v is recommended. In addition to COC or NIS, a spray grade UAN (e.g. 28-0-0) at the rate of 2.5% v/v or ammonium sulfate (AMS) at the rate of 8.5 lb/100 gallons of spray solution may be added for improved weed control. If emerged weeds are not present at the time of the Callisto Herbicide application, no additives are recommended. If oat injury is a concern, eliminating the use of UAN or AMS will reduce the risk for postemergence crop injury. Additionally, the use of NIS instead of COC will also reduce the oat injury risk. However, weed control is also reduced if UAN or AMS is eliminated and when switching from COC to NIS.

Tank mixing other pesticides with Callisto Herbicide postemergence may increase the risk of injury. Avoid adding pesticides with emulsifiable concentrate (EC) type formulations to Callisto Herbicide for applications made postemergence to the crop.

Restrictions:

1. Do not graze or feed forage from treated areas within 30 days following an application of Callisto Herbicide.
2. Do not harvest oats within 50 days following the application of Callisto Herbicide.
3. Do not make more than one application of Callisto Herbicide per year.
4. Do not apply Callisto Herbicide preemergence (prior to oat emergence) at more than 6.0 fl oz/A (0.19 lb ai/A) per year.
5. Do not apply Callisto Herbicide postemergence at more than 3.0 fl oz/A (0.094 lb ai/A) per year.
6. If the oat crop treated with Callisto Herbicide is lost or destroyed, oats may be replanted immediately. If Callisto Herbicide was applied to the lost oat crop, no additional Callisto Herbicide can be applied to the replanted oat crop.

OKRA

Callisto Herbicide can be applied as a row-middle or a hooded post-direct treatment (but not both) for weed control in okra.

Preemergence row-middle application: Apply Callisto Herbicide at a rate of 6.0 fl oz/A as a banded application to the row middles prior to weed emergence. For this banded application, leave one foot of untreated area over the okra row or 6" to each side of the planted row. For banded applications, the application must be made to account for band width, i.e.

to deliver 6.0 fl oz per treated acre. Do not apply Callisto Herbicide directly over the planted okra row or severe crop injury may occur. Injury risk is greatest on coarse textured soils (sand, sandy loam or loamy sand).

Postemergence hooded application: Apply Callisto Herbicide at a rate of 3.0 fl oz/A as a postemergence directed application using a hooded sprayer for control or partial control of the weeds listed in Table 1. Okra must be at least 3" tall at the time of this application. It is recommended that a nonionic surfactant (NIS) type adjuvant at a rate of 0.25% v/v be added to the spray solution. For postemergence hooded applications, the spray equipment must be set up to minimize the amount of Callisto Herbicide that contacts the okra foliage or crop injury will occur. For best postemergence results, Callisto Herbicide must be applied to actively growing weeds.

Restrictions:

1. Do not harvest okra within 28 days following the application of Callisto Herbicide.
2. Do not make more than one application of Callisto Herbicide per year.
3. Do not apply Callisto Herbicide as a row-middle application at more than 6.0 fl oz/A (0.19 lb ai/A) per year.
4. Do not apply Callisto Herbicide as a post-directed application at more than 3.0 fl oz/A (0.094 lb ai/A) per year.
5. Do not apply Callisto Herbicide as a broadcast preemergence or broadcast postemergence application to okra or severe injury will occur.
6. If the okra crop treated with Callisto Herbicide is lost or destroyed, okra can be replanted only in the soil band that was not treated with Callisto Herbicide.

PEARL MILLET

Callisto Herbicide may be applied preemergence in pearl millet, i.e. after planting but before crop emergence, at a rate up to 6 fl oz/A. For a list of weeds controlled see Table 2. If weeds are emerged at the time of application, the use of a crop oil concentrate (COC) type adjuvant at the rate of 1% v/v is recommended. In addition, a spray grade UAN (e.g., 28-0-0) at the rate of 2.5% (v/v) or AMS at the rate of 8.5 lb/100 gal of spray solution may be added to improve the burndown of existing weeds. Applications of Callisto Herbicide to emerged pearl millet can result in severe crop injury.

Restrictions:

1. Do not make more than one application of Callisto Herbicide per year.
2. Do not apply more than 6 fl oz/A (0.19 lb ai/A) per year.

RHUBARB

Callisto Herbicide can be applied prior to crop emergence for weed control in established rhubarb.

Apply Callisto Herbicide at a rate of 6.0 fl oz/A to dormant (prior to any spring green-up) rhubarb for control or partial control of the weeds listed in Table 2. If weeds are emerged at the time of application, it is recommended that a crop oil concentrate (COC) type adjuvant at 1% v/v **or** a nonionic surfactant (NIS) type adjuvant at a rate of 0.25% v/v be added to the spray solution. Applications of Callisto Herbicide to rhubarb that is not dormant may result in a temporary bleaching symptomology. Rainfall or irrigation after the Callisto Herbicide application may increase the risk of injury to emerging rhubarb.

Restrictions:

1. Do not harvest rhubarb within 21 days following the application of Callisto Herbicide.
2. Do not make more than one application of Callisto Herbicide per year.
3. Do not apply Callisto Herbicide at more than 6.0 fl oz/A (0.19 lb ai/A) per year.

SORGHUM (GRAIN AND SWEET)

Preemergence Application: Callisto Herbicide can be applied preemergence or preplant non-incorporated up to 21 days before planting sorghum for control or partial control of the weeds listed in Table 2.

Apply Callisto Herbicide preemergence at a rate of 6.0–6.4 fl oz/A as a broadcast non-incorporated application prior to sorghum emergence. Applying Callisto Herbicide less than 7 days before sorghum planting will increase the risk of crop injury, especially if irrigation or rainfall is received following the application. Injury symptoms include temporary bleaching of newly emerging sorghum leaves. Applying Callisto Herbicide more than 7 days (but not more than 21) prior to planting will reduce the risk of crop injury.

If Callisto Herbicide is applied prior to planting, minimize disturbance of the herbicide treated soil barrier during the planting process in order to lessen the potential for weed emergence.

If emerged weeds are present at the time of the preemergence application, it is recommended that a nonionic surfactant (NIS) type adjuvant at a rate of 0.25% v/v **or** a crop oil concentrate (COC) type adjuvant at a rate of 1% v/v be added to the spray solution. In addition to COC or NIS, a spray grade UAN at a rate of 2.5% v/v **or** ammonium sulfate (AMS) at a rate of 8.5 lb/100 gallons of spray solution can be added to the spray solution.

Preemergence Application Restrictions:

1. Do not apply more than 6.4 fl oz/A (0.2 lb ai/A) of Callisto Herbicide per year.
2. Do not make more than one application of Callisto Herbicide per year.
3. Do not apply Callisto Herbicide to emerged sorghum or severe crop injury may occur.
4. Do not use Callisto Herbicide in the production of forage sorghum, sudangrass, sorghum-sudangrass hybrids, or dual purpose sorghum.

5. Do not apply Callisto Herbicide to sorghum that is grown on coarse textured soils (e.g. sandy loam, loamy sand, sand).
6. In the State of Texas, do not apply Callisto Herbicide to sorghum grown south of Interstate 20 (I-20) or east of Highway 277.

Post-Directed: Callisto Herbicide can be applied post-directed to grain sorghum for control or partial control of the weeds listed in Table 1. For best results, apply Callisto Herbicide to actively growing weeds.

Apply Callisto Herbicide at a rate of 3 fl oz/A as a post-directed application when the grain sorghum is a minimum of 8 inches tall. Make the application by directing the spray between the crop rows and towards the base of the grain sorghum plant. Direct application of Callisto Herbicide onto grain sorghum foliage can result in crop injury including temporary bleaching. If crop injury does occur, newly emerging leaves following application are typically unaffected.

It is recommended that a nonionic surfactant (NIS) type adjuvant at a rate of 0.25% v/v or a crop oil concentrate (COC) type adjuvant at a rate of 1% v/v be added to the spray solution. In addition to COC or NIS, a spray grade Urea Ammonium Nitrate (UAN) at a rate of 2.5% v/v or ammonium sulfate (AMS) at a rate of 8.5 lb/100 gallons of spray solution can be added to the spray solution.

Callisto Herbicide may be tank mixed with other herbicides registered for grain sorghum for improved spectrum of weed control. Additionally, these tank mixtures can be used to include a herbicide with a different mode of action to help control or manage the development of resistant weed biotypes.

Post-Directed Restrictions:

1. Do not apply more than one post-directed application of Callisto Herbicide.
2. Do not apply more than 3.0 fl oz/A (0.094 lb ai/A) of Callisto Herbicide post-directed and not more than 6.4 fl oz/A (0.2 lb ai/A) of Callisto Herbicide per year.
3. Do not apply Callisto Herbicide broadcast over-the-top to emerged sorghum or severe crop injury may occur.
4. Do not harvest grain sorghum for forage for 30 days following application.
5. Do not harvest for grain or stover for 60 days following application.
6. Do not apply Callisto Herbicide after the sorghum seedhead has begun to emerge.
7. Do not use Callisto Herbicide in the production of forage sorghum, sudangrass, or sorghum-sudangrass hybrids.

SOYBEAN

Callisto Herbicide can be applied preemergence to soybeans that are identified as mesotrione tolerant. Applications to soybeans that are not mesotrione tolerant will result in significant crop injury. For a list of mesotrione tolerant soybean varieties, contact a Syngenta Technical Representative.

Preemergence Application: For preemergence control of the weeds listed in Table 2, apply Callisto Herbicide prior to soybean emergence at a rate of 6.0 fl oz/A. Apply the higher rate for longer residual control. Callisto Herbicide may be tank mixed with other registered soybean herbicides such as Dual Magnum®, Dual II Magnum, and Prefix®. Refer to the tank mix partner label and follow all precautions and restrictions.

If weeds are emerged at the time of application, add either a non-ionic surfactant (NIS) at 1 qt/100 gallons (0.25% v/v) or a crop oil concentrate (COC) at 1 gallon/100 gallons (1% v/v). In addition to NIS or COC, it is also recommended to add either ammonium sulfate (AMS) at 8.5-17 lb/100 gallon (or equivalent).

Restrictions:

1. Apply no more than 6.0 fl oz/A (0.19 lb ai/A) per year.
2. Do not make more than one application of Callisto Herbicide per year.
3. Do not apply Callisto Herbicide to emerged soybeans.
4. Do not graze or feed soybean forage or hay to livestock.

SUGARCANE

Callisto Herbicide can be applied by ground for preemergence, postemergence over-the-top or post-emergence directed weed control in sugarcane.

Callisto Herbicide may also be applied aerially for preemergence or postemergence weed control only in the following states: Florida, Louisiana and Texas.

Preemergence Applications: Apply Callisto Herbicide for preemergence weed control at 6.0–7.7 fl oz/A after the planting of plant-cane or after harvest of ratoon-cane. For a list of weeds controlled preemergence, refer to Table 2. If some weeds are already emerged at the time of application, add a crop oil concentrate (COC) type adjuvant at a rate of 1% v/v or a nonionic surfactant (NIS) type adjuvant at a rate of 0.25% v/v to the spray solution. In addition to COC or NIS, a spray grade UAN at a rate of 2.5% v/v or ammonium sulfate (AMS) at a rate of 8.5 lb/100 gallons of spray solution can be added to the spray solution. For improved preemergence weed control, AAtrex or Evik® can be tank mixed with Callisto Herbicide. Refer to the tank mix partner label for specific rates and use directions. It is the pesticide user's responsibility to ensure that all products are registered for the intended use. Read and follow the applicable restrictions and limitations and directions for use on all product labels involved in tank mixing. Users must follow the most restrictive directions for use and precautionary statements of each product in the tank mixture.

Postemergence Applications: Apply Callisto Herbicide postemergence at 3.0 fl oz/A for control of the weeds listed in Table 1. Postemergence applications may be made as a post-over-the-top or as a post-directed spray to the base of the sugarcane. If a preemergence application was made earlier in the season, only one postemergence application can be made. If no preemergence application was made earlier in the season, both a post-over-the-top and a post-directed application can be made. For best results, Callisto Herbicide must be applied to actively growing weeds.

For postemergence applications, it is recommended that a crop oil concentrate (COC) type adjuvant at a rate of 1% v/v or a nonionic surfactant (NIS) type adjuvant be added to the spray solution. In addition to COC or NIS, the use of a spray grade UAN (e.g. 28-0-0) at 2.5% v/v or ammonium sulfate (AMS) at a rate of 8.5 lb/100 gallons of spray solution can be added for improved control of weeds.

For additional postemergence weed control, Callisto Herbicide can be tank mixed with atrazine, Asulox® and/or Envoke®. Refer to the tank mix product labels for specific rates and use directions.

Restrictions:

1. Do not apply more than 7.7 fl oz/A (0.24 lb ai/A) of Callisto Herbicide as a preemergence application.
2. Do not apply more than 3.0 fl oz/A (0.094 lb ai/A) of Callisto Herbicide in a postemergence application.
3. Do not make more than two applications of Callisto Herbicide per year. If a preemergence application of Callisto Herbicide is made, only one postemergence application is allowed.
4. Do not make the second application within 14 days of the first application.
5. Do not apply more than 10.7 fl oz/A (0.334 lb ai/A) of Callisto Herbicide per year.
6. Do not harvest sugarcane within 114 days following a post-over-the-top application of Callisto Herbicide (114 day PHI).
7. Do not harvest sugarcane within 100 days following a post-directed application of Callisto Herbicide (100 day PHI).

STORAGE AND DISPOSAL

Do not contaminate water, food, or feed by storage or disposal.

Pesticide Storage

Keep container tightly closed when not in use. Do not store near seed, fertilizers, or food-stuffs. Can be stored at temperatures as low as -20°F. Keep away from heat and flame.

Pesticide Disposal

Open dumping is prohibited. Waste resulting from the use of this product may be disposed of on site or at an approved waste disposal facility.

continued...

STORAGE AND DISPOSAL (*continued*)

Container Handling [Less Than or Equal to 5 Gallons]

Non-refillable container. Do not reuse or refill this container. Triple rinse container (or equivalent) promptly after emptying. Triple rinse as follows: Empty the remaining contents into application equipment or mix tank and drain for 10 seconds after the flow begins to drip. Fill the container $\frac{1}{4}$ full with water and recap. Shake for 10 seconds. Pour rinsate into application equipment or mix tank or store rinsate for later use or disposal. Drain for 10 seconds after the flow begins to drip. Repeat this procedure two more times. Then offer for recycling if available or puncture and dispose of in a sanitary landfill, or by incineration, or by other procedures approved by state and local authorities.

Container Handling [Greater Than 5 Gallons]

Non-refillable container. Do not reuse or refill this container. Triple rinse container (or equivalent) promptly after emptying. Triple rinse as follows: Empty the remaining contents into application equipment or a mix tank. Fill the container $\frac{1}{4}$ full with water. Replace and tighten closures. Tip container on its side and roll it back and forth, ensuring at least one complete revolution, for 30 seconds. Stand the container on its end and tip it back and forth several times. Turn the container over onto its other end and tip it back and forth several times. Empty the rinsate into application equipment or a mix tank or store rinsate for later use or disposal. Repeat this procedure two more times. Then offer for recycling if available or puncture and dispose of in a sanitary landfill, or by incineration, or by other procedures approved by state and local authorities.

Container Handling [Greater Than 5 Gallons]

Refillable container. Refill this container with pesticide only. Do not reuse this container for any other purpose. Cleaning the container before final disposal is the responsibility of the person disposing of the container. Cleaning before refilling is the responsibility of the person refilling. To clean container before final disposal, empty the remaining contents from this container into application equipment or mix tank. Fill the container about 10 percent full with water. Agitate vigorously or recirculate water with the pump for 2 minutes. Pour or pump rinsate into application equipment or rinsate collection system. Repeat this rinsing procedure two more times. Then offer for recycling if available or puncture and dispose of in a sanitary landfill, or by incineration, or by other procedures approved by state and local authorities.

CONDITIONS OF SALE AND LIMITATION OF WARRANTY AND LIABILITY

NOTICE: Read the entire Directions for Use and Conditions of Sale and Limitation of Warranty and Liability before buying or using this product. If the terms are not acceptable, return the product at once, unopened, and the purchase price will be refunded.

The Directions for Use of this product must be followed carefully. It is impossible to eliminate all risks inherently associated with the use of this product. Crop injury, ineffectiveness or other unintended consequences may result because of such factors as manner of use or application, weather or crop conditions, presence of other materials or other influencing factors in the use of the product, which are beyond the control of SYNGENTA CROP PROTECTION, LLC or Seller. To the extent permitted by applicable law, Buyer and User agree to hold SYNGENTA and Seller harmless for any claims relating to such factors.

SYNGENTA warrants that this product conforms to the chemical description on the label and is reasonably fit for the purposes stated in the Directions for Use, subject to the inherent risks referred to above, when used in accordance with directions under normal use conditions. To the extent permitted by applicable law: (1) this warranty does not extend to the use of the product contrary to label instructions, or under conditions not reasonably foreseeable to or beyond the control of Seller or SYNGENTA, and (2) Buyer and User assume the risk of any such use. **TO THE EXTENT PERMITTED BY APPLICABLE LAW, SYNGENTA MAKES NO WARRANTIES OF MERCHANTABILITY OR OF FITNESS FOR A PARTICULAR PURPOSE NOR ANY OTHER EXPRESS OR IMPLIED WARRANTY EXCEPT AS WARRANTED BY THIS LABEL.**

To the extent permitted by applicable law, in no event shall SYNGENTA be liable for any incidental, consequential or special damages resulting from the use or handling of this product. **TO THE EXTENT PERMITTED BY APPLICABLE LAW, THE EXCLUSIVE REMEDY OF THE USER OR BUYER, AND THE EXCLUSIVE LIABILITY OF SYNGENTA AND SELLER FOR ANY AND ALL CLAIMS, LOSSES, INJURIES OR DAMAGES (INCLUDING CLAIMS BASED ON BREACH OF WARRANTY, CONTRACT, NEGLIGENCE, TORT, STRICT LIABILITY OR OTHERWISE) RESULTING FROM THE USE OR HANDLING OF THIS PRODUCT, SHALL BE THE RETURN OF THE PURCHASE PRICE OF THE PRODUCT OR, AT THE ELECTION OF SYNGENTA OR SELLER, THE REPLACEMENT OF THE PRODUCT.**

SYNGENTA and Seller offer this product, and Buyer and User accept it, subject to the foregoing Conditions of Sale and Limitation of Warranty and Liability, which may not be modified except by written agreement signed by a duly authorized representative of SYNGENTA.

AAtrex®, AAtrex® Nine-O®, Agrisure®, Bicep II Magnum®, Bicep Lite II Magnum®, Callisto®, Callisto® Xtra, Callisto Plant Technology®, Dual II Magnum®, Envoke®, Evik®, Gramoxone®, Halex® GT, Lexar® EZ, Lumax® EZ, Northstar®, Peak®, Prefix®, Spirit®, Warrior®, Zemax®, the ALLIANCE FRAME, , the SYNGENTA Logo and the PURPOSE ICON  are Trademarks of a Syngenta Group Company.

Accent®, Accent® Q, Basis®, Basis® Gold, Cinch®, Cinch® ATZ, Cinch® ATZ Lite, Steadfast®, Steadfast® ATZ, Steadfast® Q, and Stout® are trademarks of E. I. du Pont de Nemours and Company.

Armezon™, Banvel®, Basagran®, Clearfield®, Counter®, Guardsman Max®, Lightning®, Outlook®, and Prowl® are trademarks of BASF Corporation.

Asulox® is a trademark of United Phosphorous, Inc.

Balance® Flexx, Buctril®, Capreno®, Corvus®, Ignite®, Ignite® 280 SL, Laudis®, and LibertyLink® are trademarks of Bayer CropScience.

Degree®, Degree Xtra®, Harness®, Harness® Xtra, Harness® Xtra 5.6L, and Roundup Ready® are trademarks of Monsanto Company.

Fultime®, Keystone®, Keystone® LA, Lorsban®, Surpass® EC, and TopNotch® are trademarks of Dow AgroSciences.

Impact® is a trademark of Amvac Chemical Corporation.

Moxy® is a trademark of Winfield Solutions, LLC.

©2021 Syngenta

For non-emergency (e.g., current product information), call
Syngenta Crop Protection at 1-800-334-9481.

Manufactured for:
Syngenta Crop Protection, LLC
P. O. Box 18300
Greensboro, North Carolina 27419-8300

SCP 1131A-L1R 0318
4134013

MESOTRIONE GROUP 27 HERBICIDE



For Control of Annual Broadleaf Weeds in Field Corn, Seed Corn, Yellow Popcorn, Soybean, Sweet Corn, and Other Listed Crops

Active Ingredient:	
Mesotrione: (CAS No. 104206-82-8) . . .	40.0%
Other Ingredients:	60.0%
Total:	100.0%

Callisto® Herbicide is formulated as a suspension concentrate (SC) and contains 4 lb of active ingredient mesotrione per gallon.

AGRICULTURAL USE REQUIREMENTS

Use this product only in accordance with its labeling and with the Worker Protection Standard, 40 CFR Part 170. Refer to supplemental labeling under "Agricultural Use Requirements" in the Directions for Use section for information about this standard.

EPA Reg. No. 100-1131 EPA Est. 100-NE-001



Callisto®, Callisto Plant Technology®, and the Syngenta logo are trademarks of a Syngenta Group Company.

©2021 Syngenta

Manufactured for:
Syngenta Crop Protection, LLC
P. O. Box 18300
Greensboro, North Carolina 27419-8300

SCP 1131A-L1R 0318 4134013

1 gallon
Net Contents

KEEP OUT OF REACH OF CHILDREN. CAUTION

See additional precautionary statements and directions for use inside booklet.

Precautionary Statements

Hazards to Humans and Domestic Animals

CAUTION

Harmful if absorbed through skin. Prolonged or frequently repeated skin contact may cause allergic reactions in some individuals. Avoid contact with skin, eyes, or clothing.

STORAGE AND DISPOSAL

Do not contaminate water, food, or feed by storage or disposal.

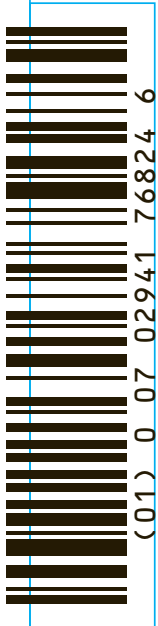
Pesticide Storage: Keep container tightly closed when not in use. Do not store near seed, fertilizers, or food-stuffs. Can be stored at temperatures as low as -20°F. Keep away from heat and flame.

Pesticide Disposal: Open dumping is prohibited. Waste resulting from the use of this product may be disposed of on site or at an approved waste disposal facility.

Container Handling: Non-refillable container. Do not reuse or refill this container. Triple rinse container (or equivalent) promptly after emptying. Triple rinse as follows: Empty the remaining contents into application equipment or mix tank and drain for 10 seconds after the flow begins to drip. Fill the container 1/4 full with water and recap. Shake for 10 seconds. Pour rinsate into application equipment or mix tank or store rinsate for later use or disposal. Drain for 10 seconds after the flow begins to drip. Repeat this procedure two more times. Then offer for recycling if available or puncture and dispose of in a sanitary landfill, or by incineration, or by other procedures approved by state and local authorities.

syngenta®

KEEP OUT OF REACH OF CHILDREN.
CAUTION



FIRST AID	
If in eyes	<ul style="list-style-type: none"> • Hold eye open and rinse slowly and gently with water for 15-20 minutes. Remove contact lenses, if present, after the first 5 minutes, then continue rinsing eye. • Call a poison control center or doctor for treatment advice.
If on skin or clothing	<ul style="list-style-type: none"> • Take off contaminated clothing. • Rinse skin immediately with plenty of water for 15-20 minutes. • Call a poison control center or doctor for treatment advice.
If inhaled	<ul style="list-style-type: none"> • Move person to fresh air. • If person is not breathing, call 911 or an ambulance, then give artificial respiration, preferably mouth-to-mouth, if possible. • Call a poison control center or doctor for further treatment advice.
If swallowed	<ul style="list-style-type: none"> • Call a poison control center or doctor immediately for treatment advice. • Have person sip a glass of water if able to swallow. • Do not induce vomiting unless told to by the poison control center or doctor. • Do not give anything by mouth to an unconscious person.
Have the product container or label with you when calling a poison control center or doctor, or going for treatment.	
<p align="center">HOTLINE NUMBER For 24-Hour Medical Emergency Assistance (Human or Animal), or Chemical Emergency Assistance (Spill, Leak, Fire, or Accident) Call 1-800-888-8372</p>	

Precautionary Statements

Hazards to Humans and Domestic Animals

CAUTION

Harmful if absorbed through skin. Prolonged or frequently repeated skin contact may cause allergic reactions in some individuals. Avoid contact with skin, eyes, or clothing.

Environmental Hazards

Do not apply directly to water, or to areas where surface water is present, or to intertidal areas below the mean high water mark. Do not contaminate water when disposing of equipment wash water or rinsate.

Surface Water Advisory

This product may contaminate water through drift of spray in wind. This product has a high potential for runoff for several weeks after application. Poorly draining soils and soils with shallow water tables are more prone to produce runoff that contains this product. A level, well maintained vegetative buffer strip between areas to which this product is applied and surface water features such as ponds, streams, and springs will reduce the potential for contamination of water from runoff. Runoff of this product will be reduced by avoiding applications when rainfall is forecasted to occur within 48 hours. Sound erosion control practices will reduce this product's contribution to surface water contamination.

Physical and Chemical Hazards

Do not use or store near heat or open flame.

©2018 Syngenta

Manufactured for:
Syngenta Crop Protection, LLC
P. O. Box 18300
Greensboro, North Carolina 27419-8300

**SCP 1131A-L2K 0318
4093779**